



TAILORED
LOUNGE


Tailored is a modular collection of upholstered products inspired by the stitching detail of fine suiting. The Tailored Lounge is an elegant seating solution designed to facilitate interactions and communication between people.

Tailored is available in a variety of standard configurations with custom sizes available on request.


Also available as a High-Back.

Tailored Lounges are made in Melbourne and fully GECA certified - FFG-200026. Under GECA, products are certified against environmental performance criteria across its life cycle to ensure they deliver better environmental outcomes.

AVAILABLE UPHOLSTERY

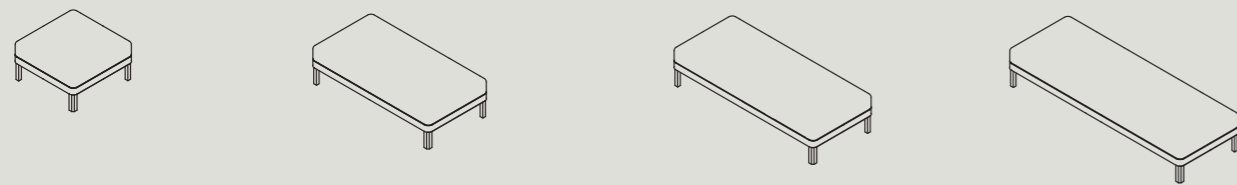


AVAILABLE LEG FINISHES



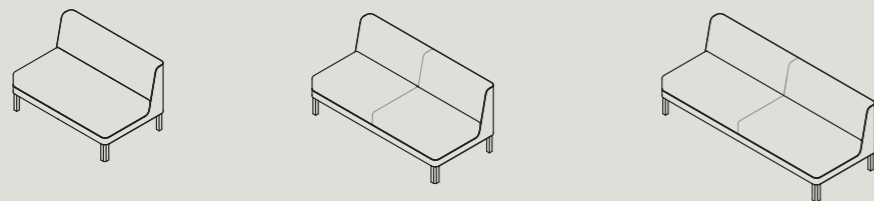
DIMENSIONS

TAILORED OTTOMANS



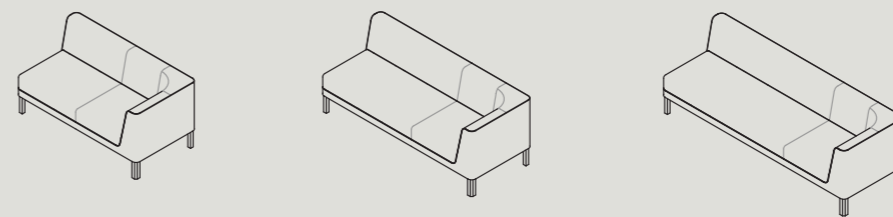
TO1 W 770 D 770 H 400 W 30.3" D 30.3" H 15.7"	TO2 W 1500 D 770 H 400 W 59.1" D 30.3" H 15.7"	TO3 W 1800 D 770 H 400 W 70.9" D 30.3" H 15.7"	TO4 W 2100 D 770 H 400 W 82.7" D 30.3" H 15.7"
---	--	--	--

TAILORED BACK ONLY LOUNGE



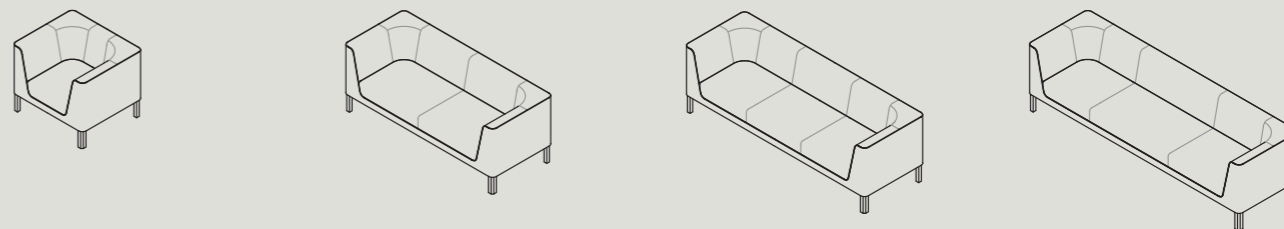
TB1 W 1200 D 770 H 725 S400 W 47.2" D 30.3" H 28.5" S 15.7"	TB2 W 1600 D 770 H 725 S400 W 63.0" D 30.3" H 28.5" S 15.7"	TB3 W 2000 D 770 H 725 S400 W 78.7" D 30.3" H 28.5" S 15.7"
---	---	---

TAILORED SINGLE ARM LOUNGE



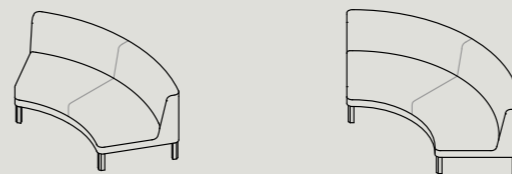
TA2 - R/L* W 1530 D 770 H 725 S400 W 60.2" D 30.3" H 28.5" S 15.7"	TA3 - R/L* W 1930 D 770 H 725 S400 W 75.0" D 30.3" H 28.5" S 15.7"	TA4 - R/L* W 2330 D 770 H 725 S400 W 91.7" D 30.3" H 28.5" S 15.7"
--	--	--

TAILORED LOUNGE



TL1 W 950 D 770 H 725 S400 W 37.4" D 30.3" H 28.5" S 15.7"	TL2 W 1900 D 770 H 725 S400 W 74.8" D 30.3" H 28.5" S 15.7"	TL3 W 2300 D 770 H 725 S400 W 90.6" D 30.3" H 28.5" S 15.7"	TL4 W 2700 D 770 H 725 S400 W 106.3" D 30.3" H 28.5" S 15.7"
--	---	---	--

TAILORED CURVED LOUNGE



TB60 W 1595 D 1300 H 725 IR 1000 S400 W 62.8" D 51.2" H 28.5" IR 39.4" S 15.7"	TB90 W 1575 D 1575 H 725 IR 750 S400 W 62.0" D 62.0" H 28.5" IR 29.5" S 15.7"
--	---

*R OR L REFERS TO RIGHT OR LEFT ARM LOCATION. ARM LOCATION IS DEFINED WHILE SITTING ON LOUNGE. DIMENSIONS SHOWN ARE INDICATIVE. FOR PROJECTS REQUIRING SPECIFIC DIMENSIONS, PLEASE GET IN CONTACT.