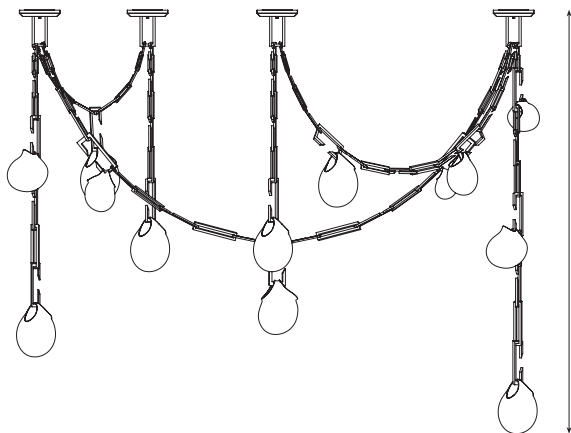
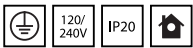



NEPENTHES COMPLEX

(LARGE)

SPECIFICATIONS	OPTIONS	ADDITIONAL INFORMATION	WARRANTY
<p>ORDERING CODE NEP.PLX.L</p> <p>LAMP G4 12V LED 2.5W 2700K</p> <p>LUMENS 3900 LM</p> <p>VOLTAGE 12V DC</p> <p>WATTS 65 W</p> <p>WEIGHT Approx. 75 kg</p> <p>INCLUSIONS Power Supply Unit x 100W</p> <p>EXCLUSIONS User Interface, Dimmer Unit</p>	<p>FINISHES</p> <p>AB Aged Brass BB Brushed Brass HRB Hand Rubbed Brass DB Dark Bronze MP Mottled Patina VER Verdigris PB Polished Brass CP Copper CR Chrome SN Satin Nickel 24K 24K Gold</p> <p>CANOPY</p> <p>C-250-FM* Chain 250 Flush C-280-FM† Chain 280 Flush C-250-SM* Chain 250 Surface C-280-SM† Chain 280 Surface * Remote Power Supply † Integral Power Supply <i>Refer to canopy specification guide</i></p>	<ul style="list-style-type: none"> Nepenthes Complex is a solid fixture that will require very little maintenance over the years. If your Nepenthes Complex is treated with care, it will shine brightly for many years to come. Contact us for custom variations. Installation should only be undertaken by a qualified professional. 	<ul style="list-style-type: none"> 5 Years Fixture 5 Years Power Supply Unit 3 Years LED
<p>Fig 1. – Front view</p>		<p>Fig 2. – Side view</p>	



3180MM / 125.1"



2660MM / 104.7"