



## ARBOUR

LINEAR PENDANT

A continual timber solid, formed to unite space and celebrate the beauty of the natural. Arbour is a linear timber light which creates the perfect downward luminosity. Created by the divergence of two curves that flow along and around the product.

Solid American Walnut, Rock Maple, American Oak or Black Stained marries perfectly with the hand polished champagne anodised elements.

### AVAILABLE FINISHES



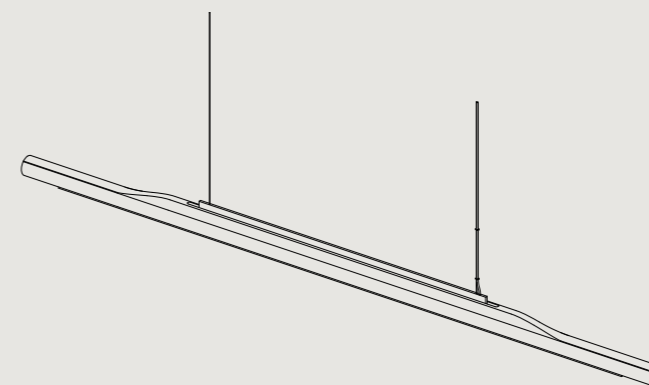
ROCK MAPLE SOLID TIMBER AMERICAN WALNUT SOLID TIMBER AMERICAN OAK SOLID TIMBER BLACK STAINED SOLID TIMBER

## TECHNICAL

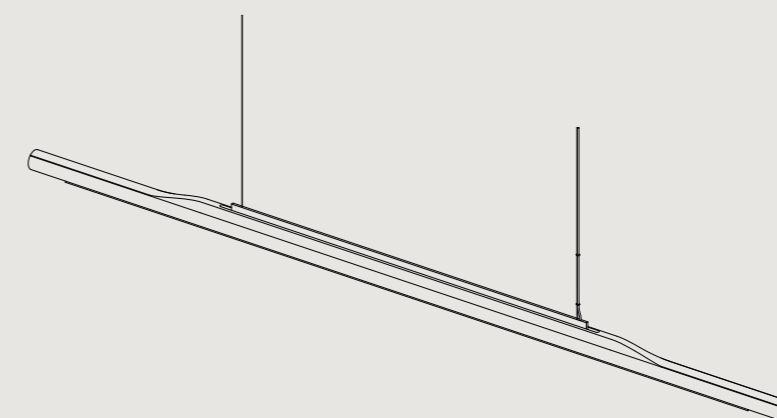
MATERIAL	SOLID TIMBER, ANODISED ALUMINIUM
LAMPING	HIGH-OUTPUT 24V COMMERCIAL GRADE LED STRIP WITH EXTERNAL DRIVER. 3000K WARM WHITE, CRI>80, DIMMABLE CONSUMPTION: 1850MM = 24W / 2200MM = 29W LUMINANCE: 1850MM = 2280LM / 2200MM = 2770LM IF THE CEILING CAVITY CANNOT HOUSE THE DRIVER PLEASE CONTACT THE STUDIO FOR FURTHER OPTIONS.
DIMMING OPTIONS	220-240V REGION PHASE - DIMMING RANGE 5 - 100% DALI - DIMMING RANGE 1 - 100%  110-120V REGION PHASE/TRIAC - DIMMING RANGE 5 - 100%  ALL US AND CANADIAN ORDERS COME SUPPLIED WITH 120V COMPONENTRY CERTIFIED FOR USE IN THESE REGIONS.  FOR OPTIMAL DIMMING PERFORMANCE WE RECOMMEND SOURCING A DIMMER CAPABLE OF SETTING THE DIMMING RANGE OF THE FIXTURE.
DRIVER SIZE 220 - 240V	PHASE / TRIAC ALL AP - L155 X W54 X H20 / L6" X W2.3" X H0.8"  DALI ALL AP - L120 X W51 X H29 / L4.7" X W2" / X H1.1"
110-120V	PHASE / TRIAC ALL AP - L243 X W40 X H30 / L9.6" X W1.4" X H1.2"
LED LIFESPAN	50,000 HRS
CONTROL	AVAILABLE AS; 1-10V, PHASE, DALI OR NON-DIMMING - PLEASE SPECIFY WHEN ORDERING. DIMMING RANGE 10 - 100% FOR OPTIMAL DIMMING PERFORMANCE WE RECOMMEND SOURCING A ROTARY OR PUSH BUTTON DIMMER WITH AN ADJUSTMENT DIAL CAPABLE OF SETTING THE DIMMING RANGE OF THE FIXTURE.

CERTIFICATION	AU/NZ AS/NZS 60598.1, 60598.2.1 EU EN 60598.1, 60598.2.1 US/CAN TESTING AVAILABLE UPON REQUEST.
IP RATING	IP20 - FOR INDOOR USE ONLY
CANOPY	VARIOUS - SEE CANOPY OPTIONS ON FOLLOWING PAGE
CORD	2000 / 7' CLEAR CORD AND SUSPENSION WIRE *LONGER LENGTHS AVAILABLE UPON REQUEST
SKU CODES	EG. APS-H-AWT - ARBOUR LINEAR PENDANT STANDARD IN AMERICAN WALNUT  APS-H-XXX ARBOUR LINEAR PENDANT STANDARD APL-H-XXX ARBOUR LINEAR PENDANT LONG
FINISHES	ROCK MAPLE (H-RKM) AMERICAN WALNUT (H-AWT) AMERICAN OAK (H-OAK) BLACK STAINED (H-BLK)
DIMENSIONS	VARIOUS - SEE DIMENSIONS ON FOLLOWING PAGE*
PRODUCT WEIGHT	APS - 3.0KG / 6.6LB APL - 4.0KG / 8.8LB
PACKAGING DIMENSIONS	APS - Ø 140 L 200CM / Ø 5.5" L 78.7" APL - Ø 140 L 240CM / Ø 5.5" L 94.5"
PACKAGING WEIGHT	APS - 5.0KG / 11.0LB APL - 6.0KG / 13.2LB

## DIMENSIONS



APS  
L 1850 W 50 H 85  
L 72" W 1.9" H 3.4"  
CEILING CANOPY SPACING L782 / 30.8"



APL  
L 2200 W 50 H 85  
L 86" W 1.9" H 3.4"  
CEILING CANOPY SPACING L982 / 38.6"

## AVAILABLE CANOPIES

ALL ROSS GARDAM CEILING MOUNTED FIXTURES COME SUPPLIED WITH A CEILING CANOPY UNLESS OTHERWISE SPECIFIED. EACH CANOPY INCLUDES ELECTRICAL CONNECTORS, EARTH WIRE AND CABLE RETENTION TO CONNECT TO MAINS POWER. THE BELOW IMAGES DEPICT THE CEILING CANOPIES AVAILABLE WITH EACH FIXTURE TYPE. IF NO CANOPY IS SELECTED, THE STANDARD CANOPY WILL BE SUPPLIED. NOTE REMOTE DRIVER MUST BE HOUSED IN CEILING.



STANDARD  
SUSPENSION CANOPY &  
SUSPENSION + COAXIAL CANOPY  
CAN.ST.120.SFSU.X-XXX

Ø120 X 30MM / 4.7" X 1.2"


DRIVER HOUSED IN CEILING



SLIM  
SUSPENSION CANOPY &  
SUSPENSION + COAXIAL CANOPY  
CAN.SL.SFSU.X-XXX

Ø120 X 7MM / 4.7" X 0.3"

DRIVER HOUSED IN CEILING



PUCK  
SUSPENSION CANOPY &  
SUSPENSION + COAXIAL CANOPY  
CAN.PK.SFSU.X-XXX


Ø50 X 65MM / 2" X 2.6"

DRIVER HOUSED IN CEILING

\*US/CAN ORDERS TO BE INSTALLED WITH SUPPLIED  
JUNCTION BOX RENDER MOUNTING PLATE

## TECHNICAL

MATERIAL ANODISED ALUMINIUM



BLACK  
ANODISED

CHAMPAGNE  
ANODISED

CANOPY FINISH ANODISED BLACK (A-BLK)  
ANODISED CHAMPAGNE (A-CHM)

SKU CODES EG. CAN.ST.120.SFSU.A-CHM =  
SUSPENSION CANOPY & SUSPENSION +  
COAXIAL CANOPY IN CHAMPAGNE ANODISED FINISH