



GABRIEL SCOTT

EST. 2012

## PRODUCT CARE & MAINTENANCE GUIDE

---

### MATERIAL FINISHES



With a background in architecture, industrial design and jewelry making, Scott Richler brings a multidisciplinary set of skills and style to the furniture & lighting world as Gabriel Scott, a chic and contemporary line of furniture and lighting fixtures.

All Gabriel Scott pieces are handmade in our Montreal Studio where Scott works alongside our in-house team of industrial designers, engineers, and manufacturers to create and oversee each piece from inception to production.

Gabriel Scott's studio is located in Montreal's historically rich Garment District, a neighbourhood that pioneered Canadian fashion and design. Since 2014, the exclusive line has been available to view at their flagship showroom, located in the beautifully restored Brewster Carriage House at the corner of Broome and Mott Streets in downtown Manhattan, and is now available in their London Showroom, in Mayfair.

Our Care and Maintenance Guide details how to look after the various materials that are used across our collections. Should you require further information, please use the contact details at the end of the document.



Satin Brass



Satin Copper



Satin Nickel



Satin Bronze

## SATIN METAL

---

### Material Background

Available in a Brass, Copper, Nickel or Bronze finish.

Steel base, plated with chosen finish through an electroplating process. Electroplating is the process of applying a metal coating on another piece of metal through an electro-deposition process. During this process the deposited metal becomes part of the existing product with the plating.

By creating a chemical bond, the plating is a permanent addition to the surface of the base metal, creating a robust material, with the polished desired finish, but a lighter overall product.

---

### Maintenance

We recommend to keep out of damp areas or direct sunlight to avoid tarnishing.


Dust regularly with a soft, lint-free cloth.

---


### Cleaning

Clean with a water-dampened cloth and dry with a soft/ lint-free cloth.

Cleaning with any solvents or chemicals is not recommended as it may cause tarnishing.



Blackened Steel



White Matte

## MATTE METAL

---

### Material Background

Available in a Blackened Steel or White Matte finish.

Steel base, powder coated with desired finish. The powder coating process uses finely ground particles of pigment and resin, which are charged with static electricity and then sprayed onto steel that is electrically grounded.

The powder coating is then evenly melted and cooled into a thin, durable film, adding to the steel's durability, and helping the frame to last longer.

Moisture and humidity can cause metal frames to rust. When applied to steel, powder coating provides a protective barrier that helps prevent corrosion and provides a hard finish that is tougher than conventional paint.

---

### Maintenance

Wipe off dust with a soft cloth.

If your powder coated metal has lost its gloss and shine, you can apply a thin layer of wax, after the wax dries, wipe all of it off and the metal will look like new.


We offer a touch up kit, to conceal any chips that may occur over time as a result of natural wear and tear.

---

### Cleaning

Avoid harsh chemicals, harsh cleaners and solvents like acetone can damage the coating.

Use a highly diluted, mild soap in water, with a soft towel, rinse with a small amount of water and dry with another soft towel.



Smoked Gray



Alabaster White



Luna Beads

## BLOWN GLASS

---

### Material Background

Available in Smoked Gray and Alabaster White, as well as our Luna Beads, which are available in six different colorways.

All of our glass is mouth blown into a mold, to control the shapes and create the clean lines seen in our glass lighting fixtures. This process involves blowing hot glass into a mold made of wood or metal.

Some of our fixtures use double-blown glass, using thicker glass, which is then sand-blasted. This is a process that involves blasting fine sand inside the glass and then polishing it down, to create a slightly frosted look to the glass.

All of our glass pieces are produced by local glass blowers to ensure the highest quality of craftsmanship and finish.

---

### Maintenance

Regularly dust glass products with a microfibre, lint free cloth to get rid of dust or any marks.

Compressed air can be used to clean dust away from the inside of glass fixtures.

---


### Cleaning

To thoroughly clean our lighting fixtures, we advise for them to be taken apart and cleaned with a gentle glass cleaner, with a microfibre, lint free cloth.

We always recommend testing the product on an inconspicuous spot first.



Grigio Carnico



Onda D'Argento



Bianca Gioia

## MARBLE

---

### Material Background

Available in a Black, Silver or White finish.

The marble we source originates from both Italy & Turkey and is of the highest quality, with organic patterns & colours.

All of our marble is honed, meaning it has not gone through the polishing process, resulting in the stone having a matte appearance, giving it a more natural look and texture.

Honed marble is a popular choice in areas with high-traffic as it is able to hide imperfections, such as scratches & etches more than polished marble.

---

### Maintenance

Our marble comes unsealed, in order to prevent staining, we recommend to seal your marble item when it is received and re-seal your marble once or twice a year, to keep it as durable and stain resistant as possible.

Honed marble is less likely to show scratches and marks due to the matte texture, however, it will show up stains if not sealed sufficiently.

Avoid anything liquid staying on the surface for a prolonged period of time as it may leave etches or dull spots on your marble.


---

### Cleaning

Clean up any spillages quickly in order to avoid etches, dull spots or staining and clean regularly with a mild surface cleaner and soft cloth and dry.

To clean oil-based stains, clean gently with a soft, liquid cleanser or with one of the following: household detergent, mineral spirits, or acetone.

To clean organic based stains, clean with 12% hydrogen peroxide and a few drops of ammonia.



Black - Pebbled



Navy - Pebbled



Gray - Pebbled



Nude - Pebbled

## VEGAN LEATHER

---

### Material Background

Available in a Black, Navy, Gray or Nude finish, in the Promessa Ultraleather from Ultrafabrics.

A high quality, ethical alternative that combines future-forward thinking with premium quality, designed with ultimate softness and durability, this is an unrivaled alternative to real leather.

EPA-registered antimicrobial protection makes Promessa an ideal solution for high traffic upholstery applications, delivering both style and durability.

---

### Maintenance

Keep Ultraleather looking great through proper maintenance and regular cleaning to prevent excessive dirt from accumulating.

Dust regularly to maintain fabric and clean with a water-dampened cloth.

---

### Cleaning

Wipe up spills as soon as they occur and clean with soft soap and water.

For stubborn stains, wipe off with isopropyl alcohol as soon as possible and thoroughly rinse all solution residue with clean water & air dry.

We always recommend testing the product on an inconspicuous spot first.





Nude



Gray



Navy



Heathered Gray -  
Herringbone



Charcoal Gray -  
Herringbone

## UPHOLSTERY

---

### Material Background

Our upholstery is available in Nude, Gray and Navy finishes, in a wide variety of textures. As well as our two Herringbone finishes which are used in select furniture collections.

All of our upholstery is hospitality fabric of the highest quality and performance, which have been through rigorous safety and durability tests, to ensure they work well in any interior setting.

Safety, Durability and Flammability specifications available on request.

---

### Maintenance

Due to the durability of our upholstery, it does not require a high level of maintenance, however, the following steps will help to keep your fabrics looking fresh and add to the longevity of your items wear life.

Vacuum your upholstery regularly, to prevent build-up of dust and dirt.

For spill or stain prone areas, we advise applying a fabric and upholstery protector to the item.

We always recommend testing the product on an inconspicuous spot first.

---

### Cleaning

Make sure you get to stains and spills quickly, mop up excess liquids with a damp cloth and clean with an upholstery detergent.

We recommend getting your upholstery professionally cleaned once or twice a year, to keep it in optimum condition and maximise its wear life.

We always recommend testing the product on an inconspicuous spot first.





GABRIEL SCOTT

EST. 2012

## CONTACT

---

[sales@twentieth.net](mailto:sales@twentieth.net)

---

Gallery by appointment  
7728 Woodrow Wilson Dr  
Los Angeles, CA 90046  
(323) 904-1200

---

[www.twentieth.net](http://www.twentieth.net)