

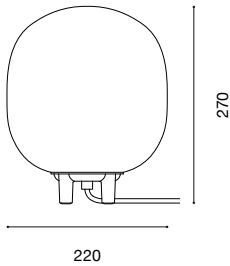
FILIGRANA LIGHT, T2 (110/120V)

Sebastian Wrong

twentieth
 www.twentieth.net
 sales@twentieth.net
 323.904.1200



Type
 Table Light



Design
 2018

Table lamp providing diffused light. Venetian mouth-blown acid-etched glass shade with sand-blasted cast aluminium base. Artisan material and process, variations occur, every lamp is unique. PVC clear electrical cable with continuous touch dimmable inline switch, L1500mm.


Dimensions
 T2 Cylinder: Ø220mm × H270mm

Cable Length
 L1500mm






Weight
 4kg

Materials
 Acid etched mouth blown glass, silicone, acrylic and steel fixings, powder-coated aluminium base, plastic cable

Base Colour
 Arctic Grey

Cable Colour
 Clear

Lamp Colour

-  Etched/black canes
-  Etched/blue canes
-  Etched/red canes
-  Etched/tobacco canes
-  Etched/white canes

Light Source Type
 Diffused

Wiring Type
 Mains voltage

Types of Insulation
 Class II (2)

Supply Voltage
 110/120V AC, 50-60Hz

Dimmable
 Luminaire compatible with dimmable light sources and devices

Ingress Protection Rating
 IP20

Recommended Light Source
 T2: E26 110/120V LED
Bulb not included

Recommended Power (Watts)
 T2: 6-9W (max. 9W)

Lumens
 Max. 806lm (9W)

Bulb Colour Temperature (Kelvin)
 The levels will vary depending on the type of bulb used in the luminaire

Packaging Dimensions
 T2 Cylinder:
 L380mm × D350mm × H380mm

Packaging Type
 Cardboard and polystyrene

Weight
 5kg

Care & Maintenance
 Clean with a soft dry cloth. Do not use alcohol, polishes, abrasives or any solvents to clean the product, as they may damage the material. This product is for indoor use only. Keep out of direct sunlight. Protect against exposure to heat above 60°C. Not recommended for continuous use over 16h.

Notes
 This product is fitted with E26 LED bulb fittings. Established & Sons recommend using this product with E26 (max. 9W) LED bulbs. Established & Sons will not accept any responsibility for any accidents, injuries or damages that occur due to the use of incorrect bulbs.

Country of Origin
 Italy

Certifications



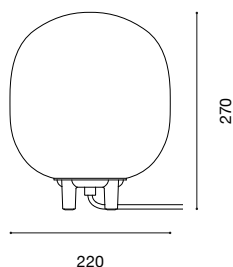
FILIGRANA LIGHT, T2 (220/240V)

Sebastian Wrong

twentieth
 www.twentieth.net
 sales@twentieth.net
 323.904.1200



Type
 Table Light



Design
 2018

Table lamp providing diffused light. Venetian mouth-blown acid-etched glass shade with sand-blasted cast aluminium base. Artisan material and process, variations occur, every lamp is unique. PVC clear electrical cable with continuous touch dimmable inline switch, L1500mm.

Dimensions
 T2 Cylinder: Ø220mm × H270mm

Cable Length
 L1500mm






Weight
 4kg

Materials
 Acid etched mouth blown glass, silicone, acrylic and steel fixings, powder-coated aluminium base, plastic cable

Base Colour
 Arctic Grey

Cable Colour
 Clear

Lamp Colour

-  Etched/black canes
-  Etched/blue canes
-  Etched/red canes
-  Etched/tobacco canes
-  Etched/white canes

Light Source Type
 Diffused

Supply Voltage
 220/240V AC, 50-60Hz

Recommended Light Source
 T2: E27 220/240V LED
Bulb not included

Bulb Colour Temperature (Kelvin)
 The levels will vary depending on the type of bulb used in the luminaire

Wiring Type
 Mains voltage

Dimmable
 Luminaire compatible with dimmable light sources and devices

Recommended Power (Watts)
 T2: 6-9W (max. 9W)

Types of Insulation
 Class II (2)

Ingress Protection Rating
 IP20

Lumens
 Max. 806lm (9W)

Packaging Dimensions
 T2 Cylinder:
 L380mm × D350mm × H380mm

Weight
 5kg

Care & Maintenance
 Clean with a soft dry cloth. Do not use alcohol, polishes, abrasives or any solvents to clean the product, as they may damage the material. This product is for indoor use only. Keep out of direct sunlight. Protect against exposure to heat above 60°C. Not recommended for continuous use over 16h.

Notes
 This product is fitted with E27 LED bulb fittings. Established & Sons recommend using this product with E27 (max. 9W) LED bulbs. Established & Sons will not accept any responsibility for any accidents, injuries or damages that occur due to the use of incorrect bulbs.

Packaging Type
 Cardboard and polystyrene

Country of Origin
 Italy

Certifications
 

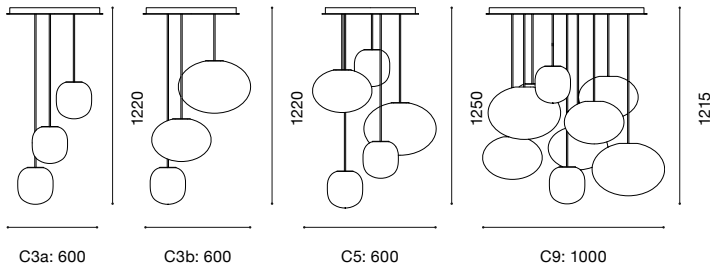
FILIGRANA LIGHT CLUSTER (110/120V)

Sebastian Wrong

twentieth
www.twentieth.net
sales@twentieth.net
323.904.1200



Type
Suspension Cluster Light



Design
2018

Cluster group of lights available in 4 fixed compositions providing diffused light. Venetian mouth-blown acid-etched glass shade with white powder-coated steel fittings. Artisan material and process, variations occur, every lamp is unique. Screw mounted fittings and positioning bar to balance the pendants evenly. Ceiling plate pre-wired with steel suspension cable and PVC clear electrical cable in fixed lengths.

Dimensions	Cable Length	Weight
C3a: Ø600mm x H1220mm x3 S2 Cylinder: Ø200mm x H230mm	L420mm/700mm/955mm	16kg
C3b: Ø600mm x H1220mm x1 S2 Cylinder: Ø200mm x H230mm x1 S3 Ellipse: Ø370mm x H270mm x1 S4 Ellipse: Ø450mm x H330mm	L955mm L650mm L290mm	20kg
C5: Ø600mm x H1250mm x3 S2 Cylinder: Ø200mm x H230mm x1 S3 Ellipse: Ø370mm x H270mm x1 S4 Ellipse: Ø450mm x H330mm	L220mm/790mm/975mm L345mm L550mm	25kg
C9: Ø1000mm x H1215mm x3 S2 Cylinder: Ø200mm x H230mm x4 S3 Ellipse: Ø370mm x H270mm x2 S4 Ellipse: Ø450mm x H330mm	L320mm / 430mm / 945mm L385mm / 540mm / 700mm / 760mm L450mm / 800mm	40kg

Materials
Acid etched mouth blown glass, acrylic and powder-coated steel fixings, steel suspension cable

Lamp Colour

- Etched/black canes
- Etched/red canes
- Etched/white canes

Cable Colour
 Clear

Light Source Type
Diffused

Supply Voltage
110/120V AC, 50-60Hz

Recommended Light Source
E26 110/120V LED
Note: Bulb not included

Bulb Colour Temperature (Kelvin)
The levels will vary depending on the type of bulb used in the luminaire

Wiring Type
Mains voltage

Dimmable
Luminaire compatible with dimmable light sources and devices

Recommended Power (Watts)
6-9W (max. 9W)

Types of Insulation
Class II (2)

Ingress Protection Rating
IP20

Lumens
Max 806lm (9W)

Packaging Dimensions	Weight
C3A: L800mm x D800mm x H100mm x3 S2 Cylinder: L380mm x H380mm x H230mm	x1 15kg x3 3.6kg
C3B: L800mm x D800mm x H100mm x1 S2 Cylinder: L380mm x H380mm x H230mm x1 S3 Ellipse: L500mm x H450mm x H500mm x1 S4 Ellipse: L500mm x H450mm x H500mm	x1 15kg x1 3.6kg x1 4.5kg x1 5.8kg
C5: L800mm x D800mm x H100mm x3 S2 Cylinder: L380mm x H380mm x H230mm x1 S3 Ellipse: L500mm x H450mm x H500mm x1 S4 Ellipse: L500mm x H450mm x H500mm	x1 15kg x3 3.6kg x1 4.5kg x1 5.8kg
	x1 20kg x3 3.6kg x3 4.5kg x3 5.8kg

Care & Maintenance
Clean with a soft dry cloth. Do not use alcohol, polishes, abrasives or any solvents to clean the product, as they may damage the material. This product is for indoor use only. Keep out of direct sunlight. Protect against exposure to heat above 60°C. Not recommended for continuous use over 16h.

Notes
This product is fitted with E26 LED bulb fittings. Established & Sons recommend using this product with E26 LED bulbs, max 9W. Established & Sons will not accept any responsibility for any accidents, injuries or damages that occur due to the use of incorrect bulbs.

Country of Origin
Italy

Certifications



Cardboard and polystyrene on pallet

FILIGRANA LIGHT CLUSTER (220/240V)

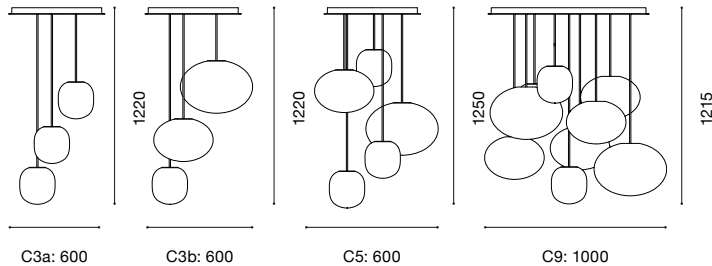
Sebastian Wrong

twentieth
 www.twentieth.net
 sales@twentieth.net
 323.904.1200



Type

Suspension Cluster Light






Design


2018

Cluster group of lights available in 4 fixed compositions providing diffused light. Venetian mouth-blown acid-etched glass shade with white powder-coated steel fittings. Artisan material and process, variations occur, every lamp is unique. Screw mounted fittings and positioning bar to balance the pendants evenly. Ceiling plate pre-wired with steel suspension cable and PVC clear electrical cable in fixed lengths.

Dimensions	Cable Length	Weight
C3a: Ø600mm × H1220mm x3 S2 Cylinder: Ø200mm × H230mm	L420mm/700mm/955mm	16kg
C3b: Ø600mm × H1220mm x1 S2 Cylinder: Ø200mm × H230mm x1 S3 Ellipse: Ø370mm × H270mm x1 S4 Ellipse: Ø450mm × H330mm	L955mm L650mm L290mm	20kg
C5: Ø600mm × H1250mm x3 S2 Cylinder: Ø200mm × H230mm x1 S3 Ellipse: Ø370mm × H270mm x1 S4 Ellipse: Ø450mm × H330mm	L220mm/790mm/975mm L345mm L550mm	25kg
C9: Ø1000mm × H1215mm x3 S2 Cylinder: Ø200mm × H230mm x4 S3 Ellipse: Ø370mm × H270mm x2 S4 Ellipse: Ø450mm × H330mm	L320mm / 430mm / 945mm L385mm / 540mm / 700mm / 760mm L450mm / 800mm	40kg

Materials
 Acid etched mouth blown glass, acrylic and powder-coated steel fittings, steel suspension cable

- Lamp Colour**
-  Etched/black canes
 -  Etched/red canes
 -  Etched/white canes

Cable Colour
 Clear

Light Source Type
 Diffused

Supply Voltage
 220/240V AC, 50-60Hz

Recommended Light Source
 E26 220/240V LED
Note: Bulb not included

Bulb Colour Temperature (Kelvin)
 The levels will vary depending on the type of bulb used in the luminaire

Wiring Type
 Mains voltage

Dimmable
 Luminaire compatible with dimmable light sources and devices

Recommended Power (Watts)
 6-9W (max. 9W)

Types of Insulation
 Class II (2)

Ingress Protection Rating
 IP20

Lumens
 Max 806lm (9W)

Packaging Dimensions	Weight
C3A: L800mm × D800mm × H100mm x3 S2 Cylinder: L380mm × H380mm × H230mm	x1 15kg x3 3.6kg
C3B: L800mm × D800mm × H100mm x1 S2 Cylinder: L380mm × H380mm × H230mm x1 S3 Ellipse: L500mm × H450mm × H500mm x1 S4 Ellipse: L500mm × H450mm × H500mm	x1 15kg x1 3.6kg x1 4.5kg x1 5.8kg
C5: L800mm × D800mm × H100mm x3 S2 Cylinder: L380mm × H380mm × H230mm x1 S3 Ellipse: L500mm × H450mm × H500mm x1 S4 Ellipse: L500mm × H450mm × H500mm	x1 15kg x3 3.6kg x1 4.5kg x1 5.8kg
C9: L1200mm × D1200mm × H100mm x3 S2 Cylinder: L380mm × H380mm × H230mm x3 S3 Ellipse: L500mm × H450mm × H500mm x3 S4 Ellipse: L500mm × H450mm × H500mm	x1 20kg x3 3.6kg x3 4.5kg x3 5.8kg

Care & Maintenance
 Clean with a soft dry cloth. Do not use alcohol, polishes, abrasives or any solvents to clean the product, as they may damage the material. This product is for indoor use only. Keep out of direct sunlight. Protect against exposure to heat above 60°C. Not recommended for continuous use over 16h.

Notes
 This product is fitted with E27 LED bulb fittings. Established & Sons recommend using this product with E27 LED bulbs, max 9W. Established & Sons will not accept any responsibility for any accidents, injuries or damages that occur due to the use of incorrect bulbs.

Country of Origin
 Italy

Certifications



Packaging Type
 Cardboard and polystyrene on pallet



FILIGRANA LIGHT (110/120V)

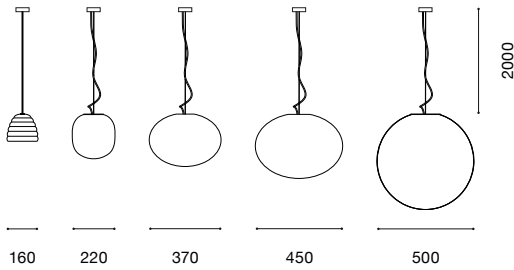
Sebastian Wrong

twentieth

www.twentieth.net
sales@twentieth.net
323.904.1200



Type
Suspension Light



Design
2018

Suspension lamp in five sizes providing diffused light. Venetian mouth-blown acid-etched glass shade with white powder-coated steel fittings. Artisan material and process, variations occur, every lamp is unique. Adjustable steel suspension cable with screw mounted fitting and positioning bar to balance the pendant evenly (S2, S3, S4, S5). PVC clear electrical cable, L2000mm.

Dimensions

S1 Beehive: Ø160mm × H140mm
S2 Cylinder: Ø220mm × H230mm
S3 Ellipse: Ø370mm × H270mm
S4 Ellipse: Ø450mm × H330mm
S5 Sphere: Ø500mm × H490mm

Weight

1.0kg
1.9kg
3.0kg
4.1kg
5.0kg

Cable Length

L2000mm






Materials

Acid etched mouth blown glass, acrylic and powder-coated steel fittings, PVC cable, steel suspension cable

Cable Colour

Clear

Lamp Colour

-  Etched/black canes
-  Etched/blue canes
-  Etched/red canes
-  Etched/tobacco canes
-  Etched/white canes

Light Source Type

S1: Diffused direct
S2/S3/S4/S5: Diffused

Supply Voltage

110/120V AC, 50-60Hz

Recommended Light Source

S1: E12 110/120 LED
S2/S3/S4/S5: E26 110/120V LED
Note: Bulb not included

Lumens

Max. 407lm (6W)
Max. 806lm (9W)

Wiring Type

Mains voltage

Dimmable

Luminaire compatible with dimmable light sources and devices

Recommended Power (Watts)

S1: 5-6W (max. 6W)
S2/S3/S4/S5: 6-9W (max. 9W)

Bulb Colour Temperature (Kelvin)

The levels will vary depending on the type of bulb used in the luminaire

Types of Insulation

Class II (2)

Ingress Protection Rating

IP20

Packaging Dimensions

S1 Beehive:
L260mm × D260mm × H270mm
S2 Cylinder:
L380mm × D380mm × H380mm
S3 Ellipse:
L500mm × D450mm × H500mm
S4 Ellipse:
L500mm × D450mm × H500mm
S5 Sphere:
L800mm × D700mm × H850mm

Weight

1.6kg
3.6kg
4.5kg
5.8kg
15.0kg

Care & Maintenance

Clean with a soft dry cloth. Do not use alcohol, polishes, abrasives or any solvents to clean the product, as they may damage the material. This product is for indoor use only. Keep out of direct sunlight. Protect against exposure to heat above 60°C. Not recommended for continuous use over 16h.

Notes

This product is fitted with either E12 or E26 LED bulb fittings. Established & Sons recommend using this product with E12 (max. 6W) or E26 (max. 9W) LED bulbs where applicable. Established & Sons will not accept any responsibility for any accidents, injuries or damages that occur due to the use of incorrect bulbs.

Packaging Type

Cardboard and polystyrene

Country of Origin

Italy

Certifications



FILIGRANA LIGHT (220/240V)

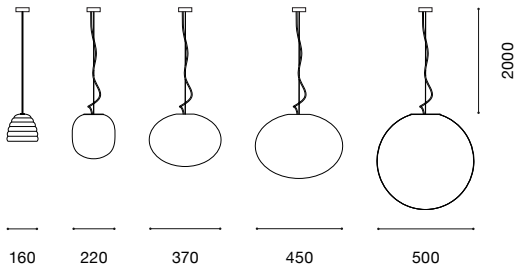
Sebastian Wrong

twentieth

www.twentieth.net
sales@twentieth.net
323.904.1200



Type
Suspension Light



Design
2018

Suspension lamp in five sizes providing diffused light. Venetian mouth-blown acid-etched glass shade with white powder-coated steel fittings. Artisan material and process, variations occur, every lamp is unique. Adjustable steel suspension cable with screw mounted fitting and positioning bar to balance the pendant evenly (S2, S3, S4, S5). PVC clear electrical cable, L2000mm.

Dimensions

S1 Beehive: Ø160mm × H140mm
S2 Cylinder: Ø220mm × H230mm
S3 Ellipse: Ø370mm × H270mm
S4 Ellipse: Ø450mm × H330mm
S5 Sphere: Ø500mm × H490mm

Weight

1.0kg
1.9kg
3.0kg
4.1kg
5.0kg

Cable Length

L2000mm






Materials

Acid etched mouth blown glass, acrylic and powder-coated steel fittings, PVC cable, steel suspension cable

Cable Colour

Clear

Lamp Colour

-  Etched/black canes
-  Etched/blue canes
-  Etched/red canes
-  Etched/tobacco canes
-  Etched/white canes

Light Source Type

S1: Diffused direct
S2/S3/S4/S5: Diffused

Supply Voltage

220/240V AC, 50-60Hz

Recommended Light Source

S1: E14 220/240 LED
S2/S3/S4/S5: E27 220/240V LED
Note: Bulb not included

Lumens

Max. 407lm (6W)
Max. 806lm (9W)

Wiring Type

Mains voltage

Dimmable

Luminaire compatible with dimmable light sources and devices

Recommended Power (Watts)

S1: 5-6W (max. 6W)
S2/S3/S4/S5: 6-9W (max. 9W)

Bulb Colour Temperature (Kelvin)

The levels will vary depending on the type of bulb used in the luminaire

Types of Insulation

Class II (2)

Ingress Protection Rating

IP20

Packaging Dimensions

S1 Beehive:
L260mm × D260mm × H270mm
S2 Cylinder:
L380mm × D380mm × H380mm
S3 Ellipse:
L500mm × D450mm × H500mm
S4 Ellipse:
L500mm × D450mm × H500mm
S5 Sphere:
L800mm × D700mm × H850mm

Weight

1.6kg
3.6kg
4.5kg
5.8kg
15.0kg

Care & Maintenance

Clean with a soft dry cloth. Do not use alcohol, polishes, abrasives or any solvents to clean the product, as they may damage the material. This product is for indoor use only. Keep out of direct sunlight. Protect against exposure to heat above 60°C. Not recommended for continuous use over 16h.

Notes

This product is fitted with either E14 or E27 LED bulb fittings. Established & Sons recommend using this product with E14 (max. 6W) or E27 (max. 9W) LED bulbs where applicable. Established & Sons will not accept any responsibility for any accidents, injuries or damages that occur due to the use of incorrect bulbs.

Packaging Type

Cardboard and polystyrene

Country of Origin

Italy

Certifications

