

Image shown above 28.6 Floor

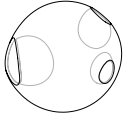
<b>Series</b>	28, 38V, 57, 73, 84, 84V
<b>Glass Colours</b>	28: Clear, colour pendants 38V: Clear 57: Grey, white, light mirror, dark mirror 73: Clear, grey 1, grey 2, grey 3 84: Clear/copper 84V: Clear/copper
<b>Lamp</b>	1.5W LED, 2500K, 130lm
<b>Plug Types</b>	Type A - 110V Type C - 230V Type G - 230V Type I - 230V
<b>Stem Lengths</b>	900mm, 1800mm long stem
<b>Base</b>	Ø330mm
<b>Cable Length</b>	2290mm black flexible cord
<b>Finishes</b>	Brass or black powder coated stem Unlacquered brass or black powder coated base Brass dial control
<b>Materials</b>	Blown glass, brass stem, electrical components
<b>Power Supply</b>	Integral, dial control with build-in dimmer
<b>Environment</b>	Indoor, dry location. IP20
<b>Note</b>	The brass used in our Stem Series is untreated and, as such, will develop a natural patina over time. To avoid any marking or tarnish on the brass during handling and installation, please use the gloves provided in your shipment.  Every single Bocci product is handmade. Each one is variously blown, poured, carved, polished, packed and dispatched directly by us. As such, no two products are identical; they are individual, irregular expressions of our research.

<b>Patent #</b>	28: US D687,740 EU 001695834-001 to 004  38V: EU 002071019-001  57: US D796732 EU 002268581-0001 to 0006  73: US D762,323 S EU 002633230-0001 - 0003  84: EU 003611144-0001 to 0004
-----------------	--



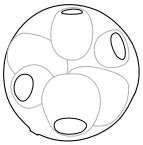
<b>Weight (kg)</b>		<b>XXX.3 (900mm)</b>	<b>XXX.3 (1800mm)</b>	<b>XXX.6 (1800mm)</b>
	<b>28</b>	9.8	10.8	14.5
	<b>38V</b>	12.2	13.2	19.4
	<b>57</b>	10.3	11.3	15.6
	<b>73</b>	11.3	12.3	17.5
	<b>84</b>	11.5	12.6	18
	<b>84V</b>	12.5	13.5	19.9

28



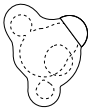
± Ø165

38V



Ø190 - 215

57



100 - 150

73



± 120 - 150

± 230 - 380

84



± 110 - 120

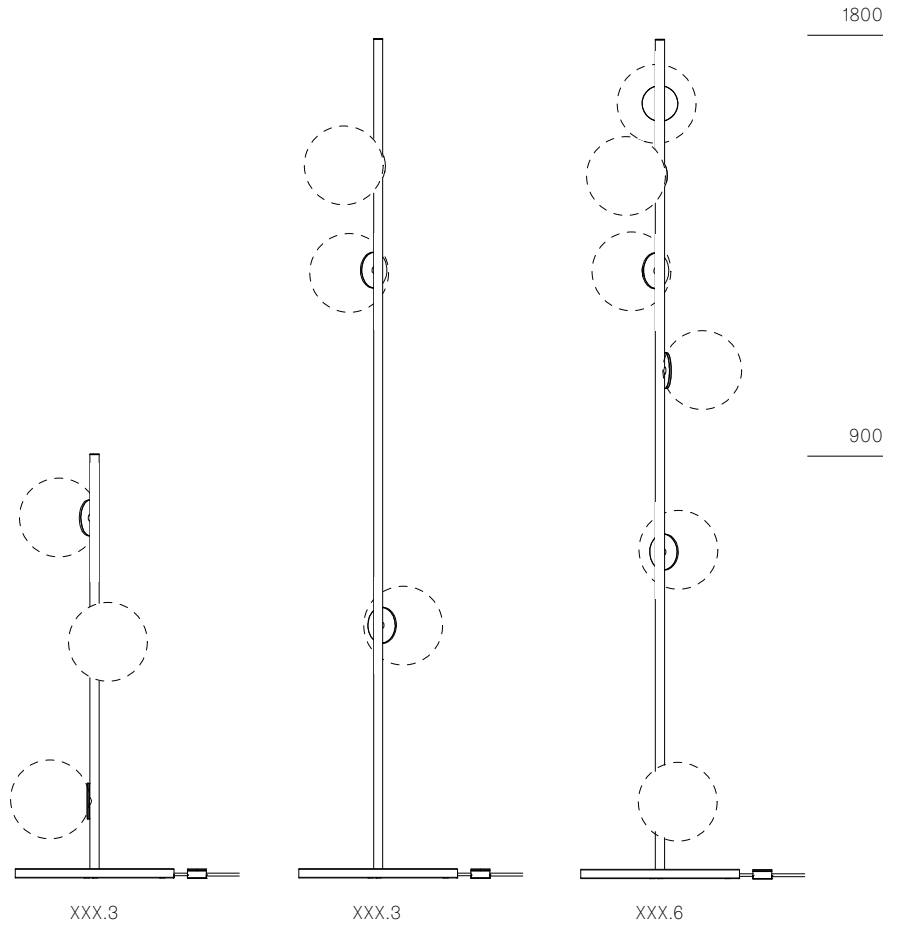
± Ø100 - 120

84V



± 90

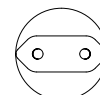
Ø125 - 140



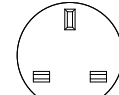
**PLUG TYPES**



Type A



Type C



Type G



Type I

All dimensions are in millimeters (mm) unless otherwise specified.

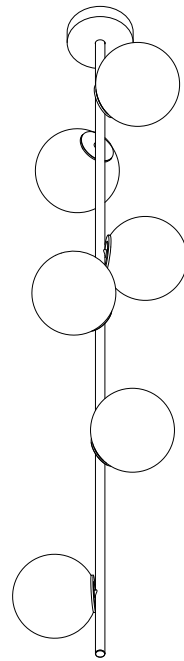


Image shown above 28.6 Ceiling Mounted

**Series** 28, 38V, 57, 73, 84, 84V

**Mounting** Ceiling mounted

**Glass Colours** 28: Clear, colour pendants  
38V: Clear  
57: Grey, white, light mirror, dark mirror  
73: Clear, grey 1, grey 2, grey 3  
84: Clear/copper  
84V: Clear/copper

**Lamp** 1.5W LED, 2500K, 130lm

**Stem Lengths** 900mm, 1800mm, 2700mm, 3700mm long stem

**Extenders** Additional extender available in 153mm, 305mm, 914mm, 1524mm

**Finishes** Brass or black powder coated stem  
Brass or matte black canopy

**Materials** Blown glass, brass stem, electrical components

**Power Supply** Integral, except for XXX.12 stem  
Bocci recommends remote mounting power supplies for ease of long-term maintenance.

**Environment** Indoor, dry location. IP20

**Note** The brass used in our Stem Series is untreated and, as such, will develop a natural patina over time. To avoid any marking or tarnish on the brass during handling and installation, please use the gloves provided in your shipment.

Every single Bocci product is handmade. Each one is variously blown, poured, carved, polished, packed and dispatched directly by us. As such, no two products are identical; they are individual, irregular expressions of our research.

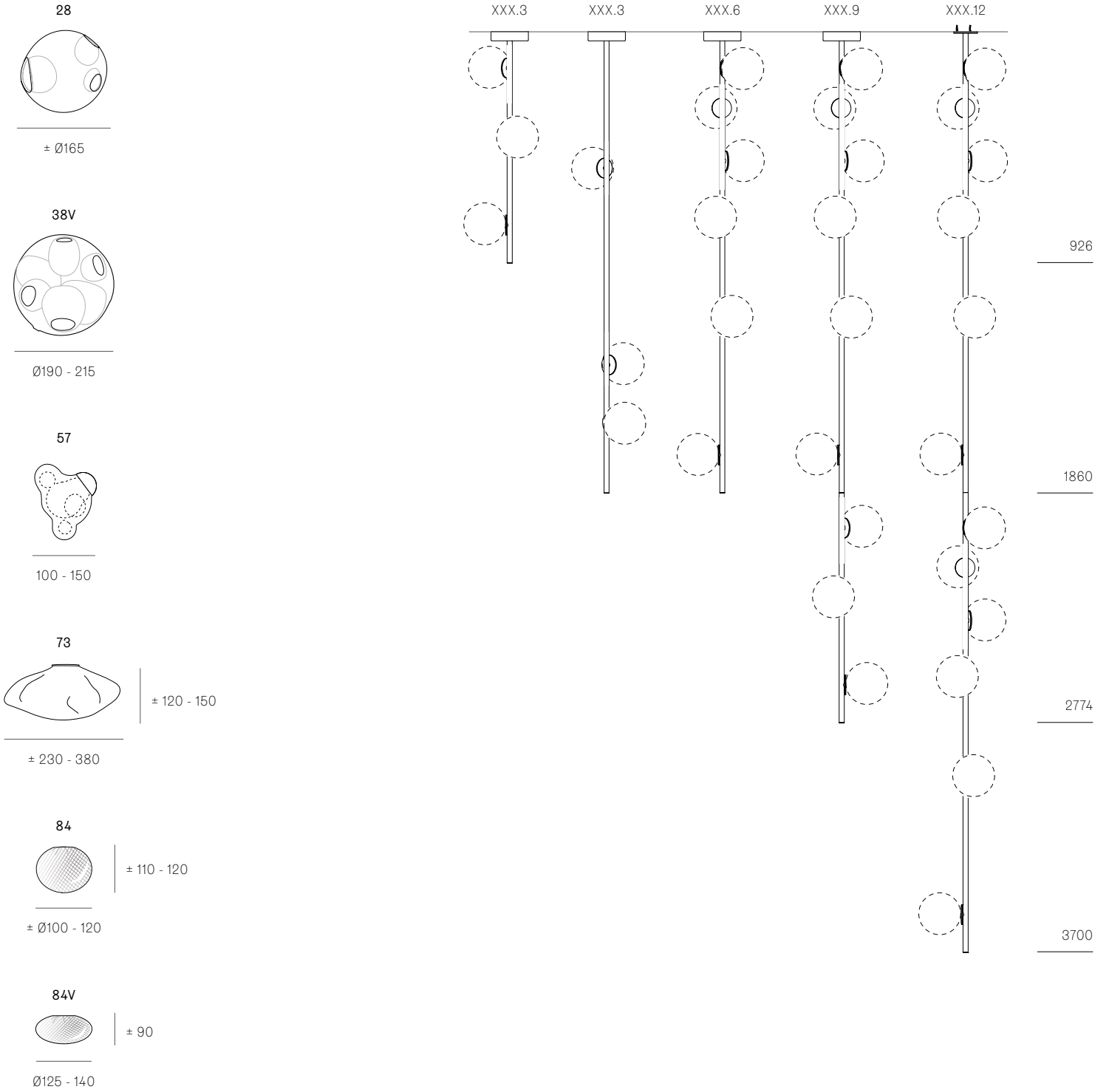
**Patent #** 28: US D687,740  
EU 001695834-001 to 004  
38V: EU 002071019-001  
57: US D796732  
EU 002268581-0001 to 0006  
73: US D762,323 S  
EU 002633230-0001 - 0003  
84: EU 003611144-0001 to 0004

**Certifications**



**Weight (kg)**

	XXX.3 (900mm)	XXX.3 (1800mm)	XXX.6 (1800mm)	XXX.9 (2700mm)	XXX.12 (3700mm)
<b>28</b>	4.7	5.7	9.4	15.1	18.8
<b>38V</b>	7.1	8.2	14.3	22.5	28.6
<b>57</b>	5.2	6.3	10.5	16.7	21
<b>73</b>	6.2	8.9	15.7	25.5	36.8
<b>84</b>	6.5	7.5	12.9	20.4	25.9
<b>84V</b>	7.4	8.4	14.8	23.3	29.7



All dimensions are in millimeters (mm) unless otherwise specified.

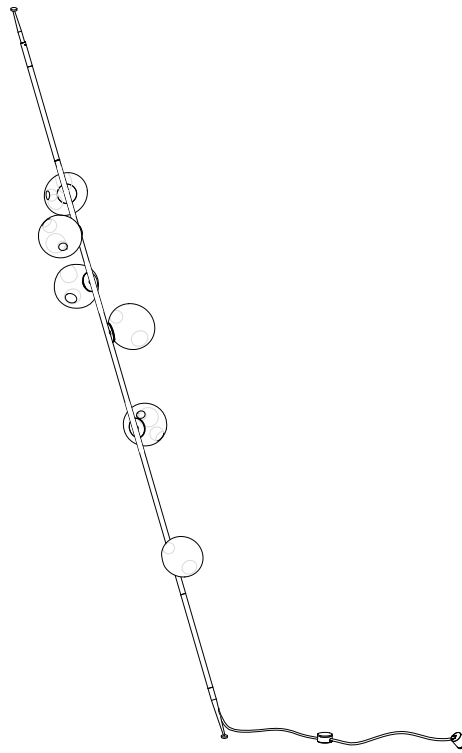


Image shown above 28.6 Column

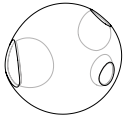
<b>Series</b>	28, 38V, 57, 73, 84, 84V
<b>Glass Colours</b>	28: Clear, colour pendants 38V: Clear 57: Grey, white, light mirror, dark mirror 73: Clear, grey 1, grey 2, grey 3 84: Clear/copper 84V: Clear/copper
<b>Lamp</b>	1.5W LED, 2500K, 130lm
<b>Plug Types</b>	Type A - 110V Type C - 230V Type G - 230V Type I - 230V
<b>Pole Lengths</b>	2400mm, 2700mm, 3000mm
<b>Extenders</b>	Additional extender available in 153mm, 305mm
<b>Cable Length</b>	2290mm black flexible cord
<b>Finishes</b>	Brass or black powder coated stem Brass dial control
<b>Materials</b>	Blown glass, brass stem, electrical components
<b>Power Supply</b>	Integral, dial control with build-in dimmer
<b>Environment</b>	Indoor, dry location. IP20
<b>Note</b>	The brass used in our Stem Series is untreated and, as such, will develop a natural patina over time. To avoid any marking or tarnish on the brass during handling and installation, please use the gloves provided in your shipment.  Every single Bocci product is handmade. Each one is variously blown, poured, carved, polished, packed and dispatched directly by us. As such, no two products are identical; they are individual, irregular expressions of our research.

<b>Patent #</b>	28: US D687,740 EU 001695834-001 to 004  38V: EU 002071019-001  57: US D796732 EU 002268581-0001 to 0006  73: US D762,323 S EU 002633230-0001 - 0003  84: EU 003611144-0001 to 0004
-----------------	--



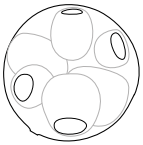
<b>Weight (kg)</b>		<b>XXX.3</b>	<b>XXX.6</b>
	<b>28</b>	7	11
	<b>38V</b>	10	16
	<b>57</b>	8	12
	<b>73</b>	10	17
	<b>84</b>	9	14
	<b>84V</b>	10	16

28



± Ø165

38V



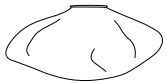
Ø190 - 215

57



100 - 150

73



± 120 - 150

± 230 - 380

84



± 110 - 120

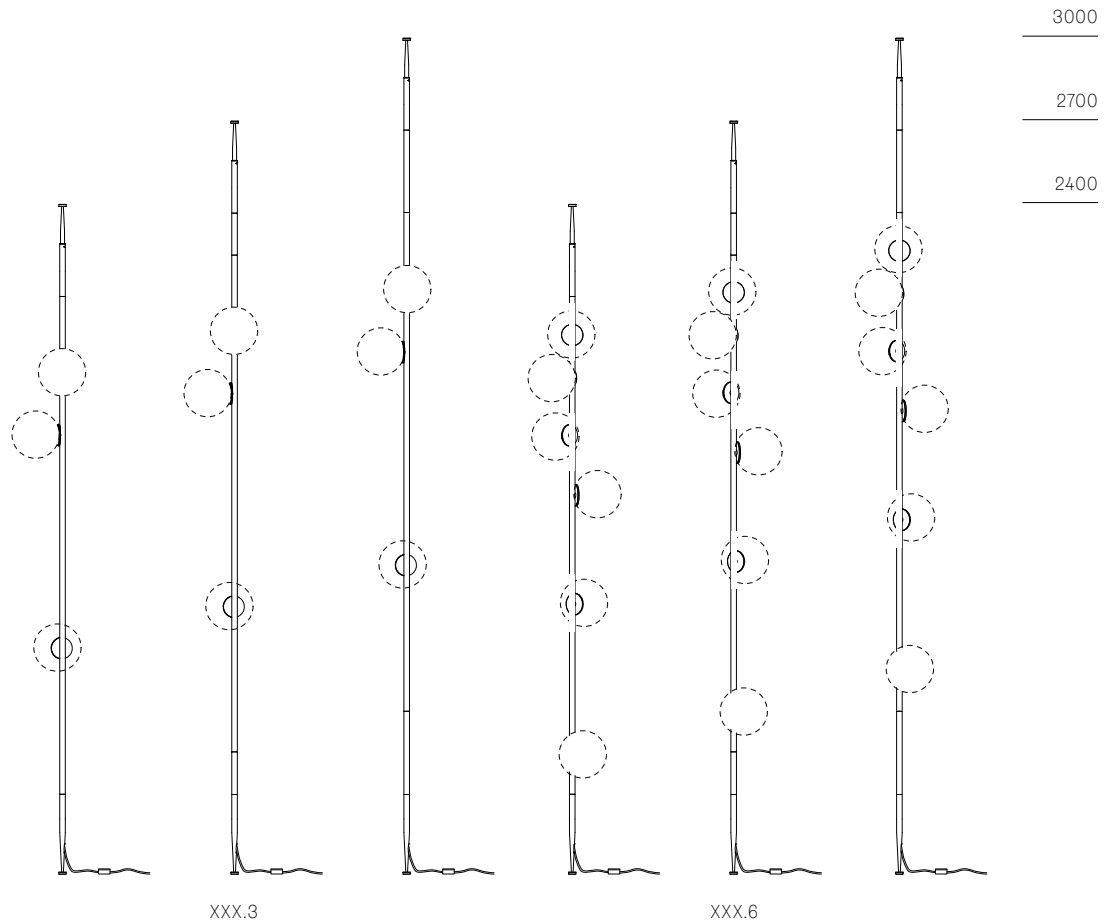
± Ø100 - 120

84V



± 90

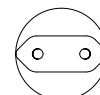
Ø125 - 140



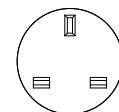
**PLUG TYPES**



Type A



Type C



Type G

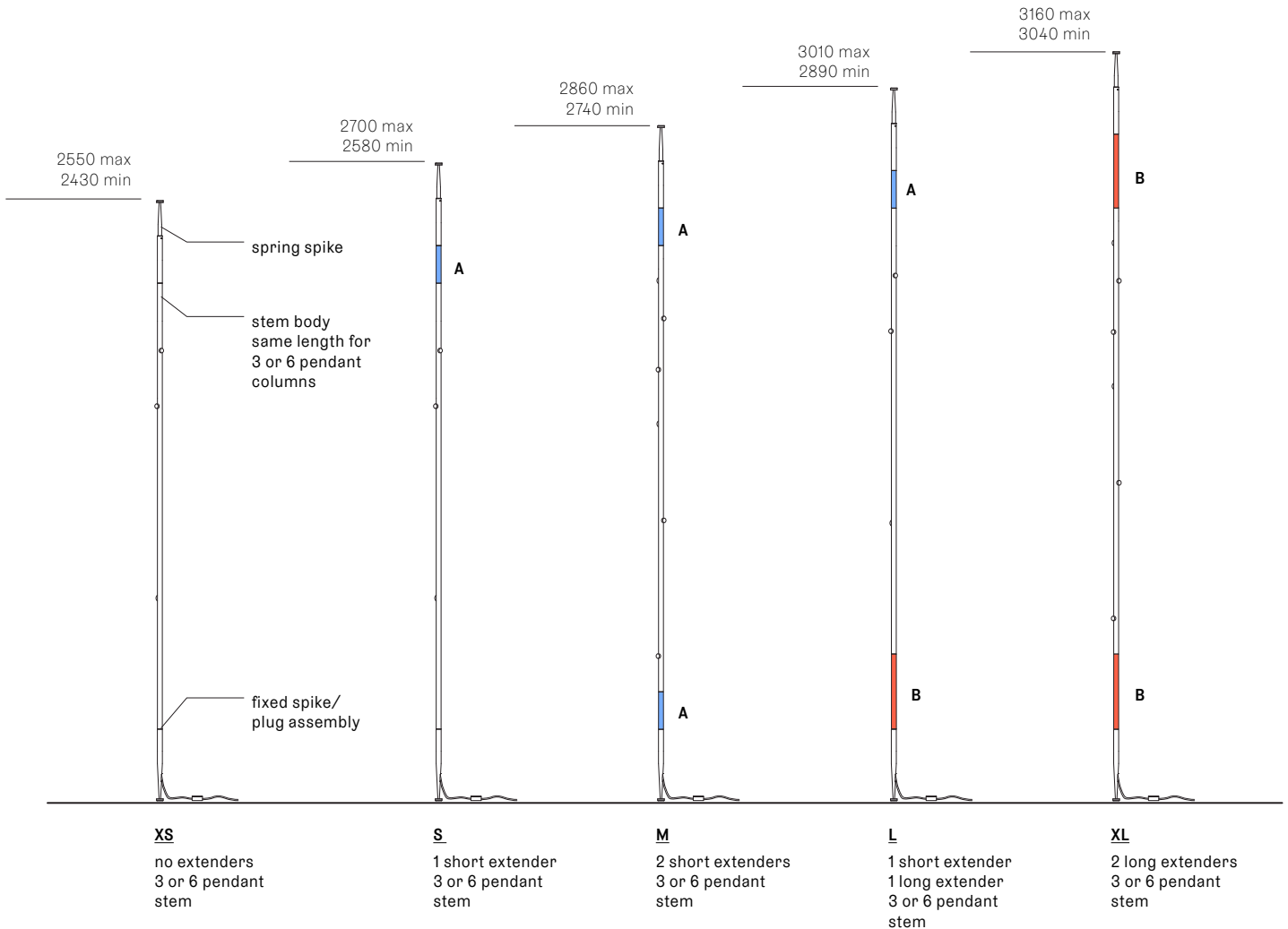



Type I

All dimensions are in millimeters (mm) unless otherwise specified.

This diagram is meant to illustrate the extender combinations for the columnar stem fixtures.

Maximum 2 extenders per end.



All dimensions are in millimeters (mm) unless otherwise specified.

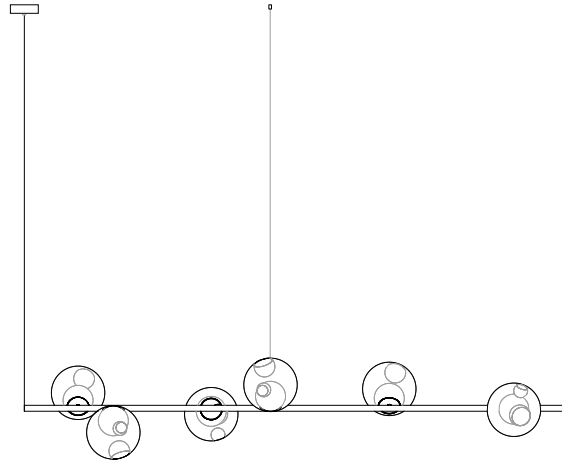


Image shown above 28.6 Horizontal Suspended

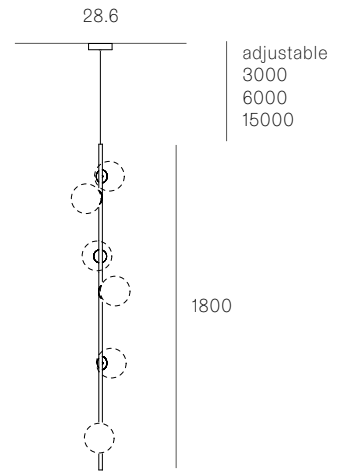
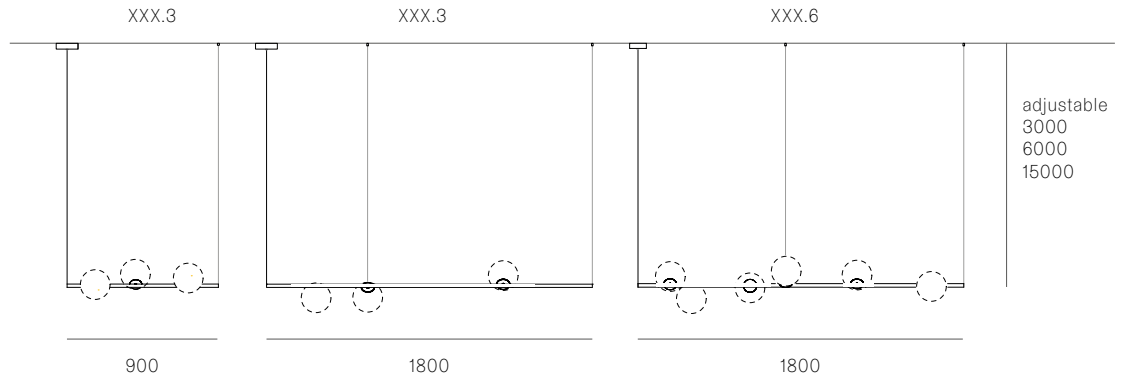
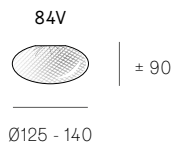
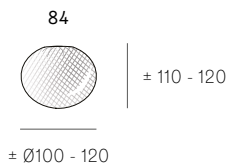
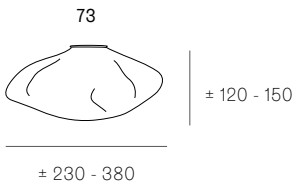
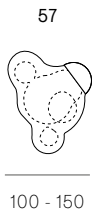
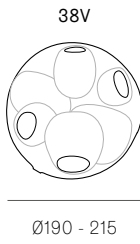
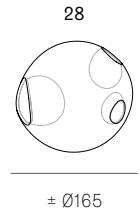
<b>Series</b>	28, 38V, 57, 73, 84, 84V
<b>Mounting</b>	Suspended
<b>Glass Colours</b>	28: Clear, colour pendants 38V: Clear 57: Grey, white, light mirror, dark mirror 73: Clear, grey 1, grey 2, grey 3 84: Clear/copper 84V: Clear/copper
<b>Lamp</b>	1.5W LED, 2500K, 130lm
<b>Stem Lengths</b>	900mm, 1800mm long stem
<b>Cable Lengths</b>	3m, 6m, 15m
<b>Finishes</b>	Brass or black powder coated stem Matte black or white canopy
<b>Materials</b>	Blown glass, brass stem, electrical components
<b>Power Supply</b>	Integral Bocci recommends remote mounting power supplies for ease of long-term maintenance.
<b>Environment</b>	Indoor, dry location. IP20
<b>Note</b>	The brass used in our Stem Series is untreated and, as such, will develop a natural patina over time. To avoid any marking or tarnish on the brass during handling and installation, please use the gloves provided in your shipment.  Every single Bocci product is handmade. Each one is variously blown, poured, carved, polished, packed and dispatched directly by us. As such, no two products are identical; they are individual, irregular expressions of our research.

<b>Patent #</b>	28: US D687,740 EU 001695834-001 to 004  38V: EU 002071019-001  57: US D796732 EU 002268581-0001 to 0006  73: US D762,323 S EU 002633230-0001 - 0003  84: EU 003611144-0001 to 0004
-----------------	--



<b>Weight (kg)</b>				
	<b>XXX.3 (900mm)</b>	<b>XXX.3 (1800mm)</b>	<b>XXX.6 (1800mm)</b>	<b>XXX.6 vertical (1800mm)</b>
<b>28</b>	4.7	5.7	9.4	8.2
<b>38V</b>	7.1	8.2	14.3	-
<b>57</b>	5.2	6.3	10.5	-
<b>73</b>	6.2	8.9	15.7	-
<b>84</b>	6.5	7.5	12.9	-
<b>84V</b>	7.4	8.4	14.8	-

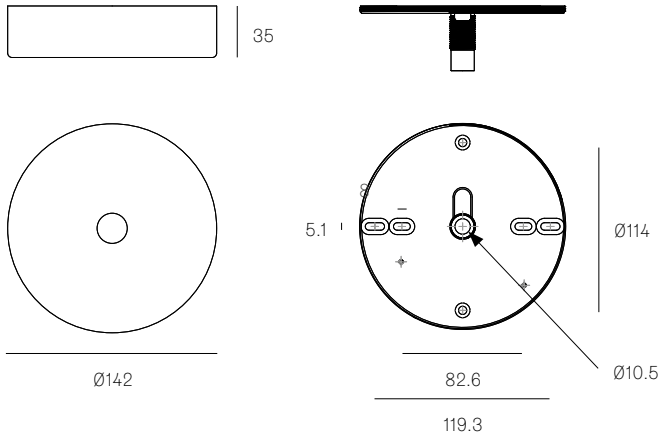




All dimensions are in millimeters (mm) unless otherwise specified.

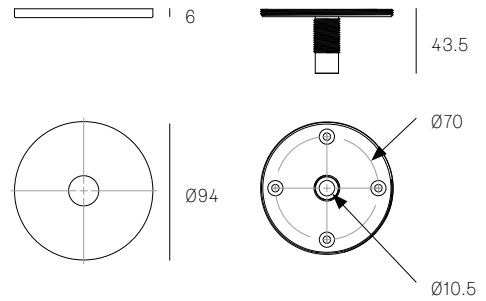
**XXX.3 - XXX.9 CEILING MOUNTED SPECIFICATION**

**Materials** Brass or black stainless steel cover  
**Power Supply** Integral



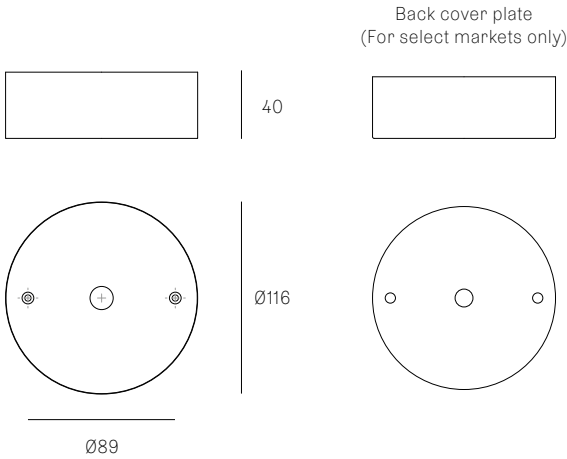
**XXX.12 CEILING MOUNTED SPECIFICATION**

**Materials** Brass, black, or white powder coated stainless steel cover  
**Power Supply** Remote



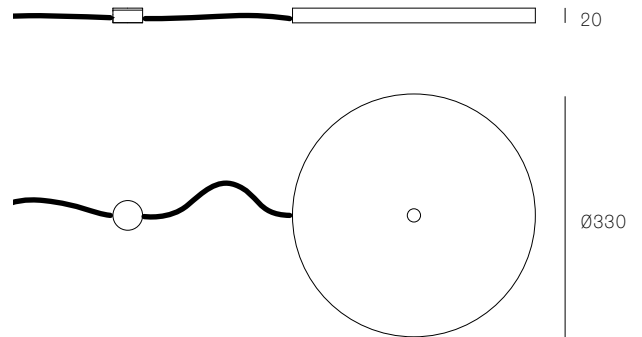
**XXX.3 - XXX.6 CABLE SUSPENDED SPECIFICATION**

**Materials** Black or white powder coated stainless steel cover  
**Coaxial Cable** Adjustable. 3000mm, 6000mm, or 15000mm  
**Power Supply** Integral



**XXX.3 - XXX.6 FLOOR SPECIFICATION**

**Materials** Brass or black powder coated base  
**Cable** Black flexible cord, 2290mm  
**Plug Type** Type A - 110V  
 Type C - 230V  
 Type G - 230V  
 Type I - 230V



All dimensions are in millimeters (mm) unless otherwise specified.