

DIAMOND RING 450




Circles have had supernatural resonance since Antiquity, embodying concepts of continuity and completion. The magic ring draws power from its circular shape, an unbreakable border that both contains and concentrates energy.

In DIAMOND RING, quartz crystals appear to have bloomed from a circular frame. The crystalline growth radiates like magical residue, following the inward and outward flow of circular energy. Like an exploded geode, DIAMOND RING reveals the mysteries of nature.

DIAMOND RING 450

*Dimensions are approximate



SPECIFICATIONS	PRODUCT OPTIONS	WARRANTY
<p>Ordering Code: DR.450</p> <p>Lamp: 24V LED WW 2700K</p> <p>Lumens: 4578 LM</p> <p>Voltage: 24V DC</p> <p>Watts: 47W</p> <p>Weight: Approx. 20kg* *Exclusive of canopy</p> <p>Inclusions: Power Supply Unit x 60W</p> <p>Exclusions: User Interface, Dimmer Unit</p>	<p>Finishes: Natural Quartz Crystal</p> <p>Suspension: A-CAB Angled cable V-CAB Vertical cable</p> <p>Canopy:*</p> <p>RFM Round Flush Medium RFL Round Flush Large RSM Round Surface Medium RSL Round Surface Large *Refer to Canopy Specification Guide</p>	<p>3 Years Fixture 3 Years Power Supply Unit 3 Years LED</p> <p>Diamond Ring is a solid fixture that will require very little maintenance over the years.</p> <p>If your Diamond Ring is treated with care, it will shine brightly for many years to come.</p> <p>Quartz is a mineral formed by the Earth. Each crystal piece will be unique due to natural variation of size, shape, colour and clarity.</p> <p>Contact us for custom variations.</p>
		<p>Installation should only be undertaken by a qualified professional</p>

DIAMOND RING 600




Circles have had supernatural resonance since Antiquity, embodying concepts of continuity and completion. The magic ring draws power from its circular shape, an unbreakable border that both contains and concentrates energy.

In DIAMOND RING, quartz crystals appear to have bloomed from a circular frame. The crystalline growth radiates like magical residue, following the inward and outward flow of circular energy. Like an exploded geode, DIAMOND RING reveals the mysteries of nature.

DIAMOND RING 600

*Dimensions are approximate



SPECIFICATIONS

Ordering Code:
DR.600

Lamp:
24V LED WW 2700K

Lumens:
6104 LM

Voltage:
24V DC

Watts:
63W

Weight:
Approx. 30kg*
*Exclusive of canopy

Inclusions:
Power Supply Unit x 100W

Exclusions:
User Interface, Dimmer Unit

PRODUCT OPTIONS

Finishes:
Natural Quartz Crystal

Suspension:
A-CAB Angled cable
V-CAB Vertical cable

Canopy:*

RFM	Round Flush Medium
RFL	Round Flush Large
RSM	Round Surface Medium
RSL	Round Surface Large

*Refer to Canopy Specification Guide

WARRANTY

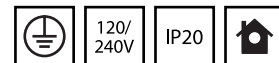
3 Years Fixture
3 Years Power Supply Unit
3 Years LED

Diamond Ring is a solid fixture that will require very little maintenance over the years.

If your Diamond Ring is treated with care, it will shine brightly for many years to come.

Quartz is a mineral formed by the Earth. Each crystal piece will be unique due to natural variation of size, shape, colour and clarity.

Contact us for custom variations.



Installation should only be undertaken by a qualified professional

DIAMOND RING 900




Circles have had supernatural resonance since Antiquity, embodying concepts of continuity and completion. The magic ring draws power from its circular shape, an unbreakable border that both contains and concentrates energy.

In DIAMOND RING, quartz crystals appear to have bloomed from a circular frame. The crystalline growth radiates like magical residue, following the inward and outward flow of circular energy. Like an exploded geode, DIAMOND RING reveals the mysteries of nature.

DIAMOND RING 900

*Dimensions are approximate



SPECIFICATIONS	PRODUCT OPTIONS	WARRANTY
<p>Ordering Code: DR.900</p> <p>Lamp: 24V LED WW 2700K</p> <p>Lumens: 9156 LM</p> <p>Voltage: 24V DC</p> <p>Watts: 95W</p> <p>Weight: Approx. 57kg* *Exclusive of canopy</p> <p>Inclusions: Power Supply Unit x 100W</p> <p>Exclusions: User Interface, Dimmer Unit</p>	<p>Finishes: Natural Quartz Crystal</p> <p>Suspension: A-CAB Angled cable V-CAB Vertical cable</p> <p>Canopy:*</p> <p>RFM Round Flush Medium RFL Round Flush Large RSM Round Surface Medium RSL Round Surface Large *Refer to Canopy Specification Guide</p>	<p>3 Years Fixture 3 Years Power Supply Unit 3 Years LED</p> <p>Diamond Ring is a solid fixture that will require very little maintenance over the years.</p> <p>If your Diamond Ring is treated with care, it will shine brightly for many years to come.</p> <p>Quartz is a mineral formed by the Earth. Each crystal piece will be unique due to natural variation of size, shape, colour and clarity.</p> <p>Contact us for custom variations.</p> <div style="display: flex; justify-content: center; gap: 10px; margin: 10px 0;"> </div> <p>Installation should only be undertaken by a qualified professional</p>

DIAMOND RING 1200

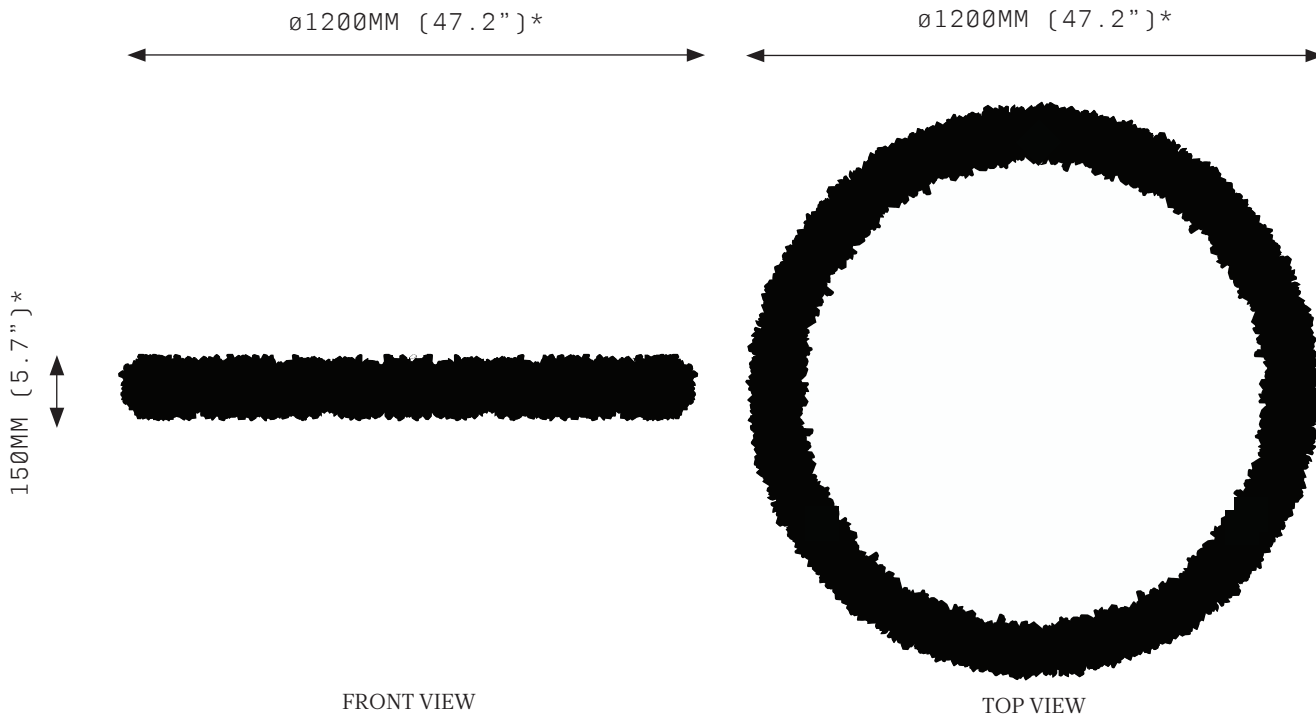


Circles have had supernatural resonance since Antiquity, embodying concepts of continuity and completion. The magic ring draws power from its circular shape, an unbreakable border that both contains and concentrates energy.

In DIAMOND RING, quartz crystals appear to have bloomed from a circular frame. The crystalline growth radiates like magical residue, following the inward and outward flow of circular energy. Like an exploded geode, DIAMOND RING reveals the mysteries of nature.

DIAMOND RING 1200

*Dimensions are approximate



SPECIFICATIONS

Ordering Code:
DR.1200

Lamp:
24V LED WW 2700K

Lumens:
12208 LM

Voltage:
24V DC

Watts:
127W

Weight:
Approx. 70kg*
*Exclusive of canopy

Inclusions:
Power Supply Unit x 150W

Exclusions:
User Interface, Dimmer Unit

PRODUCT OPTIONS

Finishes:
Natural Quartz Crystal

Suspension:
A-CAB Angled cable
V-CAB Vertical cable

Canopy:*

- RFM Round Flush Medium
- RFL Round Flush Large
- RSM Round Surface Medium
- RSL Round Surface Large

*Refer to Canopy Specification Guide

WARRANTY

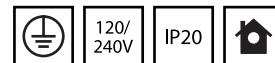
3 Years Fixture
3 Years Power Supply Unit
3 Years LED

Diamond Ring is a solid fixture that will require very little maintenance over the years.

If your Diamond Ring is treated with care, it will shine brightly for many years to come.

Quartz is a mineral formed by the Earth. Each crystal piece will be unique due to natural variation of size, shape, colour and clarity.

Contact us for custom variations.



Installation should only be undertaken by a qualified professional

DIAMOND RING 1500

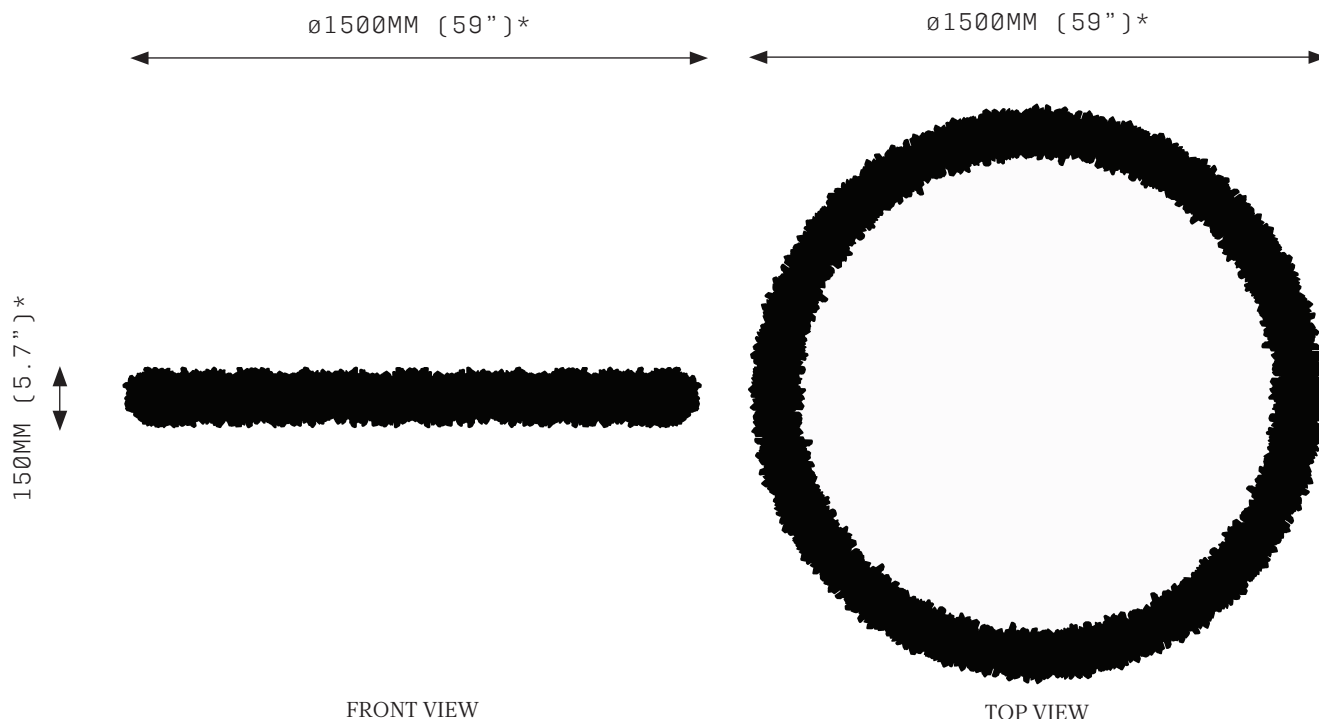


Circles have had supernatural resonance since Antiquity, embodying concepts of continuity and completion. The magic ring draws power from its circular shape, an unbreakable border that both contains and concentrates energy.

In DIAMOND RING, quartz crystals appear to have bloomed from a circular frame. The crystalline growth radiates like magical residue, following the inward and outward flow of circular energy. Like an exploded geode, DIAMOND RING reveals the mysteries of nature.

DIAMOND RING 1500

*Dimensions are approximate



SPECIFICATIONS

Ordering Code:
DR.1500

Lamp:
24V LED WW 2700K

Lumens:
15260 LM

Voltage:
24V DC

Watts:
158W

Weight:
Approx. 80kg*
*Exclusive of canopy

Inclusions:
Power Supply Unit x 200W

Exclusions:
User Interface, Dimmer Unit

PRODUCT OPTIONS

Finishes:
Natural Quartz Crystal

Suspension:
A-CAB Angled cable
V-CAB Vertical cable

Canopy:*

- RFM Round Flush Medium
- RFL Round Flush Large
- RSM Round Surface Medium
- RSL Round Surface Large

*Refer to Canopy Specification Guide

WARRANTY

3 Years Fixture
3 Years Power Supply Unit
3 Years LED

Diamond Ring is a solid fixture that will require very little maintenance over the years.

If your Diamond Ring is treated with care, it will shine brightly for many years to come.

Quartz is a mineral formed by the Earth. Each crystal piece will be unique due to natural variation of size, shape, colour and clarity.

Contact us for custom variations.



Installation should only be undertaken by a qualified professional

DIAMOND RING 1800

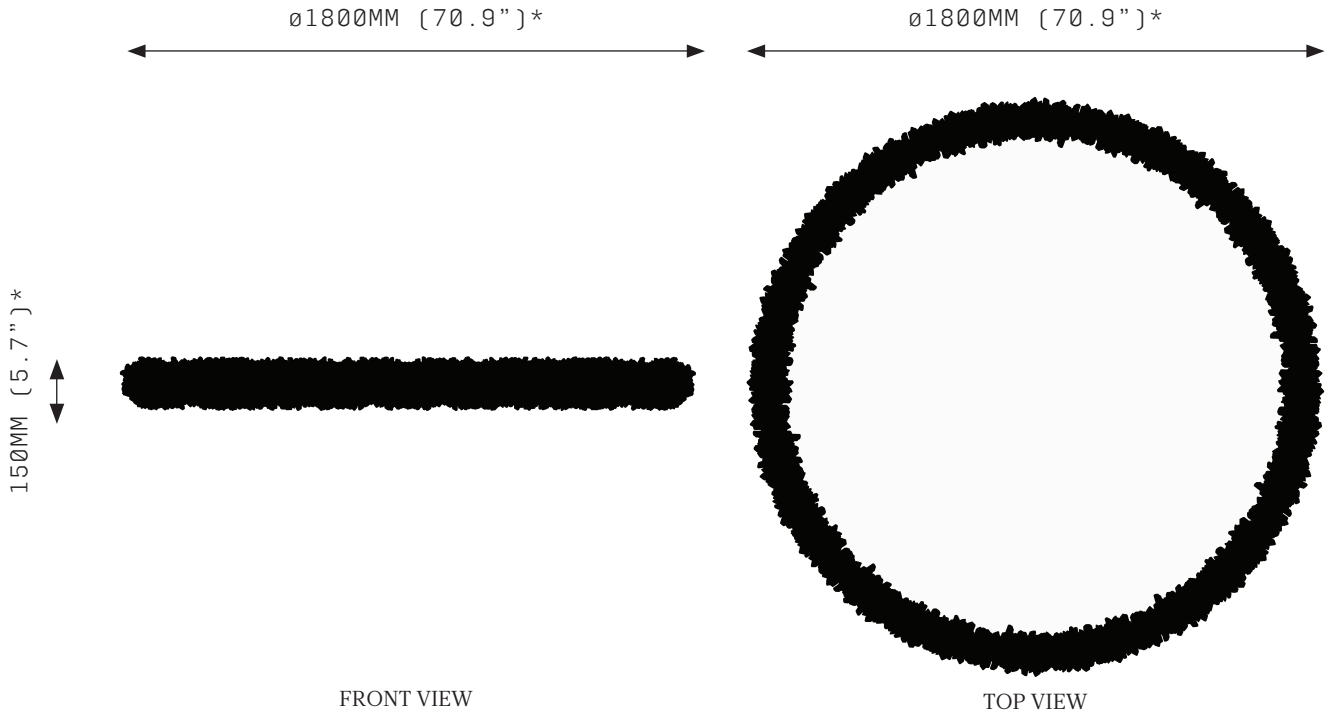


Circles have had supernatural resonance since Antiquity, embodying concepts of continuity and completion. The magic ring draws power from its circular shape, an unbreakable border that both contains and concentrates energy.

In DIAMOND RING, quartz crystals appear to have bloomed from a circular frame. The crystalline growth radiates like magical residue, following the inward and outward flow of circular energy. Like an exploded geode, DIAMOND RING reveals the mysteries of nature.

DIAMOND RING 1800

*Dimensions are approximate



SPECIFICATIONS

Ordering Code:
DR.1800

Lamp:
24V LED WW 2700K

Lumens:
18312 LM

Voltage:
24V DC

Watts:
190W

Weight:
Approx. 90kg*
*Exclusive of canopy

Inclusions:
2 x Power Supply Unit x 200W

Exclusions:
User Interface, Dimmer Unit

PRODUCT OPTIONS

Finishes:
Natural Quartz Crystal

Suspension:
A-CAB Angled cable
V-CAB Vertical cable

Canopy:*

- RFM Round Flush Medium
- RFL Round Flush Large
- RSM Round Surface Medium
- RSL Round Surface Large

*Refer to Canopy Specification Guide

WARRANTY

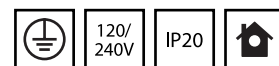
3 Years Fixture
3 Years Power Supply Unit
3 Years LED

Diamond Ring is a solid fixture that will require very little maintenance over the years.

If your Diamond Ring is treated with care, it will shine brightly for many years to come.

Quartz is a mineral formed by the Earth. Each crystal piece will be unique due to natural variation of size, shape, colour and clarity.

Contact us for custom variations.



Installation should only be undertaken by a qualified professional

DIAMOND RING 2100

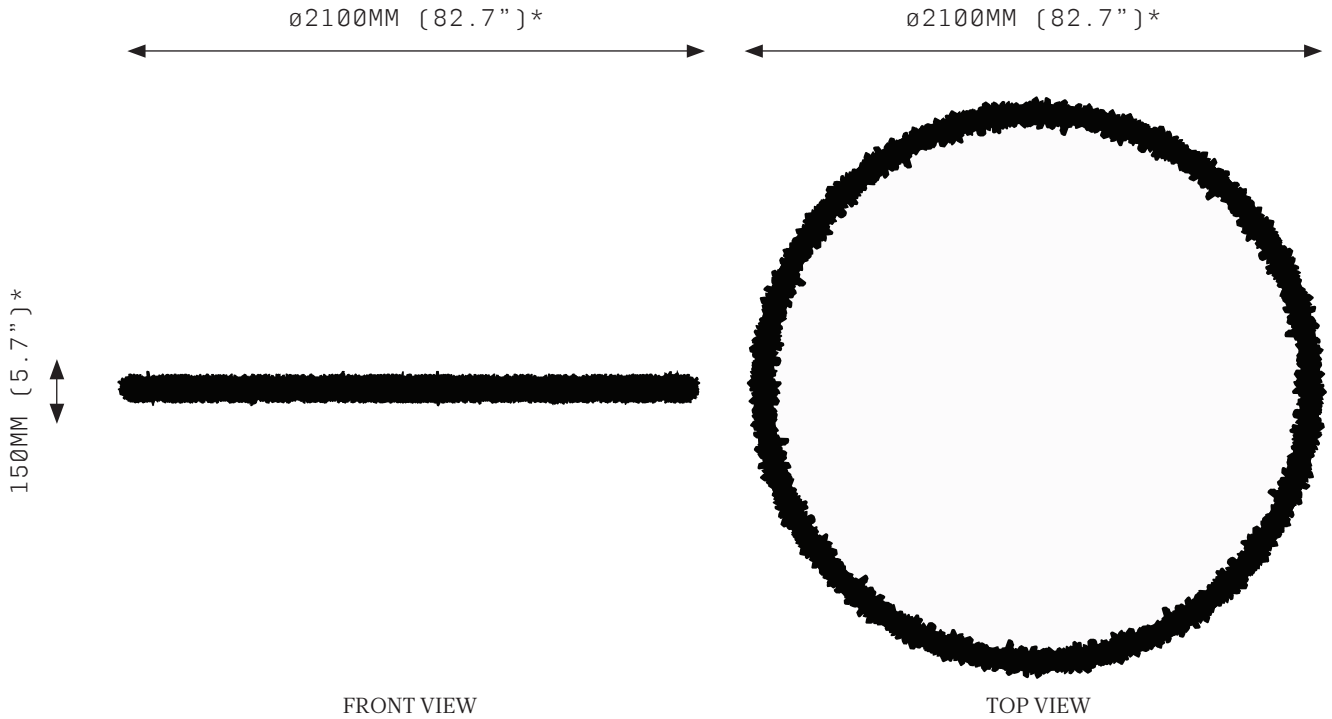


Circles have had supernatural resonance since Antiquity, embodying concepts of continuity and completion. The magic ring draws power from its circular shape, an unbreakable border that both contains and concentrates energy.

In DIAMOND RING, quartz crystals appear to have bloomed from a circular frame. The crystalline growth radiates like magical residue, following the inward and outward flow of circular energy. Like an exploded geode, DIAMOND RING reveals the mysteries of nature.

DIAMOND RING 2100

*Dimensions are approximate



SPECIFICATIONS

Ordering Code:
DR.2100

Lamp:
24V LED WW 2700K

Lumens:
21365 LM

Voltage:
24V DC

Watts:
222W

Weight:
Approx. 105kg*
*Exclusive of canopy

Inclusions:
2 x Power Supply Unit x 230W

Exclusions:
User Interface, Dimmer Unit

PRODUCT OPTIONS

Finishes:
Natural Quartz Crystal

Suspension:
A-CAB Angled cable
V-CAB Vertical cable

Canopy:*

- RFM Round Flush Medium
- RFL Round Flush Large
- RSM Round Surface Medium
- RSL Round Surface Large

*Refer to Canopy Specification Guide

WARRANTY

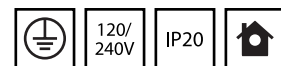
3 Years Fixture
3 Years Power Supply Unit
3 Years LED

Diamond Ring is a solid fixture that will require very little maintenance over the years.

If your Diamond Ring is treated with care, it will shine brightly for many years to come.

Quartz is a mineral formed by the Earth. Each crystal piece will be unique due to natural variation of size, shape, colour and clarity.

Contact us for custom variations.



Installation should only be undertaken by a qualified professional