

# ORACLE TWIN 600-IN / 600-EX



Classical antiquity states an oracle was a medium through which gods spoke directly to people. Providing prophesy and wise counsel, an oracle was a bridge between worlds seen and unseen.

Sculptural in presence, resonating with mysterious symbolism, brass interlocking rings dance in midair, ORACLE bridges Bronze Age sensibilities and 21st century minimalism.

# ORACLE TWIN 600-IN / 600-EX



FRONT VIEW

SIDE VIEW

## SPECIFICATIONS

Ordering Code:  
OR.2.600

Lamp:  
24V LED WW 2700K

Lumens:  
5822 LM

Voltage:  
24V DC

Watts:  
72W

Weight:  
Approx. 9 kg\*  
\*Exclusive of canopy

Inclusions:  
Power Supply Unit x 100W

Exclusions:  
User Interface, Dimmer Unit

## PRODUCT OPTIONS

Finishes:  
AB Aged Brass  
BB Brushed Brass  
HRB Hand Rubbed Brass  
DB Dark Bronze  
MP Mottled Patina

Suspension:  
A-CAB Angled Cable  
V-CAB Vertical Cable

Canopy:\*

RFM	Round Flush Medium
RFL	Round Flush Large
RSM	Round Surface Medium
RSL	Round Surface Large
LFS	Linear Flush Small
LSS	Linear Surface Small

\*Also available with Magical Suspension

\*Refer to Canopy Specification Guide

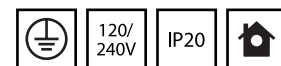
## WARRANTY

3 Years Fixture  
3 Years Power Supply Unit  
3 Years LED

Oracle is a solid fixture that will require very little maintenance over the years.

If your Oracle is treated with care, it will shine brightly for many years to come.

Contact us for custom variations.



Installation should only be undertaken by a qualified professional


# ORACLE TWIN 600-IN / 900-EX



Classical antiquity states an oracle was a medium through which gods spoke directly to people. Providing prophesy and wise counsel, an oracle was a bridge between worlds seen and unseen.

Sculptural in presence, resonating with mysterious symbolism, brass interlocking rings dance in midair, ORACLE bridges Bronze Age sensibilities and 21st century minimalism.

# ORACLE TWIN 600-IN / 900-EX



FRONT VIEW

SIDE VIEW

**SPECIFICATIONS**

Ordering Code:  
OR.2.69

Lamp:  
24V LED WW 2700K

Lumens:  
7277 LM

Voltage:  
24V DC

Watts:  
90W

Weight:  
Approx. 10.5 kg\*  
\*Exclusive of canopy

Inclusions:  
Power Supply Unit x 100W

Exclusions:  
User Interface, Dimmer Unit

**PRODUCT OPTIONS**

Finishes:  
AB Aged Brass  
BB Brushed Brass  
HRB Hand Rubbed Brass  
DB Dark Bronze  
MP Mottled Patina

Suspension:  
A-CAB Angled Cable  
V-CAB Vertical Cable

Canopy:\*

RFM	Round Flush Medium
RFL	Round Flush Large
RSM	Round Surface Medium
RSL	Round Surface Large
LFS	Linear Flush Small
LFL	Linear Flush Large
LSS	Linear Surface Small
LSL	Linear Surface Large

\*Also available with Magical Suspension  
\*Refer to Canopy Specification Guide

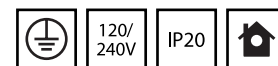
**WARRANTY**

3 Years Fixture  
3 Years Power Supply Unit  
3 Years LED

Oracle is a solid fixture that will require very little maintenance over the years.

If your Oracle is treated with care, it will shine brightly for many years to come.

Contact us for custom variations.



Installation should only be undertaken by a qualified professional

# ORACLE TWIN 900-IN / 900-EX



Classical antiquity states an oracle was a medium through which gods spoke directly to people. Providing prophesy and wise counsel, an oracle was a bridge between worlds seen and unseen.

Sculptural in presence, resonating with mysterious symbolism, brass interlocking rings dance in midair, ORACLE bridges Bronze Age sensibilities and 21st century minimalism.

# ORACLE TWIN 900-IN / 900-EX



FRONT VIEW

SIDE VIEW

**SPECIFICATIONS**

Ordering Code:  
OR.2.900

Lamp:  
24V LED WW 2700K

Lumens:  
8732 LM

Voltage:  
24V DC

Watts:  
108W

Weight:  
Approx. 13.5 kg\*  
\*Exclusive of canopy

Inclusions:  
Power Supply Unit x 150W

Exclusions:  
User Interface, Dimmer Unit

**PRODUCT OPTIONS**

Finishes:  
AB Aged Brass  
BB Brushed Brass  
HRB Hand Rubbed Brass  
DB Dark Bronze  
MP Mottled Patina

Suspension:  
A-CAB Angled Cable  
V-CAB Vertical Cable

Canopy:\*

RFM	Round Flush Medium
RFL	Round Flush Large
RSM	Round Surface Medium
RSL	Round Surface Large
LFS	Linear Flush Small
LFL	Linear Flush Large
LSS	Linear Surface Small
LSL	Linear Surface Large

\*Also available with Magical Suspension  
\*Refer to Canopy Specification Guide

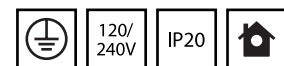
**WARRANTY**

3 Years Fixture  
3 Years Power Supply Unit  
3 Years LED

Oracle is a solid fixture that will require very little maintenance over the years.

If your Oracle is treated with care, it will shine brightly for many years to come.

Contact us for custom variations.



Installation should only be undertaken by a qualified professional


# ORACLE TWIN 1200-IN / 1200-EX



Classical antiquity states an oracle was a medium through which gods spoke directly to people. Providing prophesy and wise counsel, an oracle was a bridge between worlds seen and unseen.

Sculptural in presence, resonating with mysterious symbolism, brass interlocking rings dance in midair, ORACLE bridges Bronze Age sensibilities and 21st century minimalism.

# ORACLE TWIN 1200-IN / 1200-EX



## SPECIFICATIONS

Ordering Code:  
OR.2.1200

Lamp:  
24V LED WW 2700K

Lumens:  
11643 LM

Voltage:  
24V DC

Watts:  
145W

Weight:  
Approx. 16 kg\*  
\*Exclusive of canopy

Inclusions:  
2 x Power Supply Unit x 100W

Exclusions:  
User Interface, Dimmer Unit

## PRODUCT OPTIONS

Finishes:  
AB Aged Brass  
BB Brushed Brass  
HRB Hand Rubbed Brass  
DB Dark Bronze  
MP Mottled Patina

Suspension:  
A-CAB Angled Cable  
V-CAB Vertical Cable

Canopy:\*

RFM Round Flush Medium  
RFL Round Flush Large  
RSM Round Surface Medium  
RSL Round Surface Large  
LFL Linear Flush Large  
LSL Linear Surface Large

\*Also available with Magical Suspension

\*Refer to Canopy Specification Guide

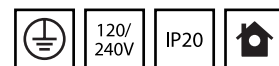
## WARRANTY

3 Years Fixture  
3 Years Power Supply Unit  
3 Years LED

Oracle is a solid fixture that will require very little maintenance over the years.

If your Oracle is treated with care, it will shine brightly for many years to come.

Contact us for custom variations.



Installation should only be undertaken by a qualified professional