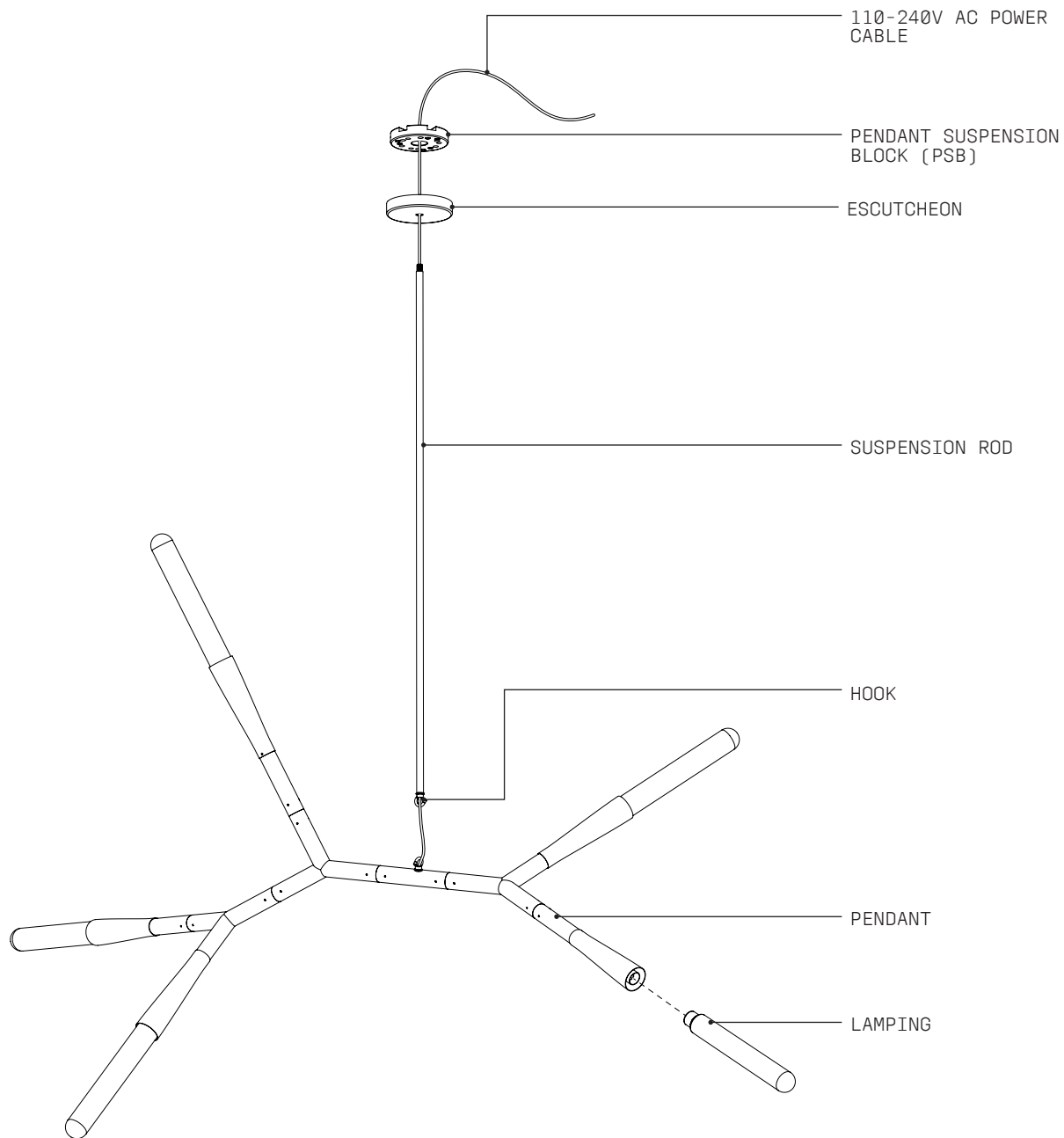


PHASMIDA PENDANT





WARNING: SHOCK HAZARD

May result in serious injury or death.
ENSURE POWER IS OFF before commencing any work.



WARNING: ELECTRICAL

ALL ELECTRICAL connections must be made by a qualified electrician in accordance with the regulations and codes governing the area for which the CHRISTOPHER BOOTS Fixture is intended to be installed in. Failure to do so may result in serious harm or damage to property and life, at the owner's liability and expense.

CHRISTOPHER BOOTS will not be held liable for any damage caused from installation.



WARNING: STRUCTURAL

Ensure that the substrate is securely installed and is in accordance with local building regulations. Failure to do so may potentially result in serious harm or damage of property, at the owner's liability and expense.

CHRISTOPHER BOOTS will not be held liable for any damage caused from installation.



Refer to supplied WIRING DIAGRAM.



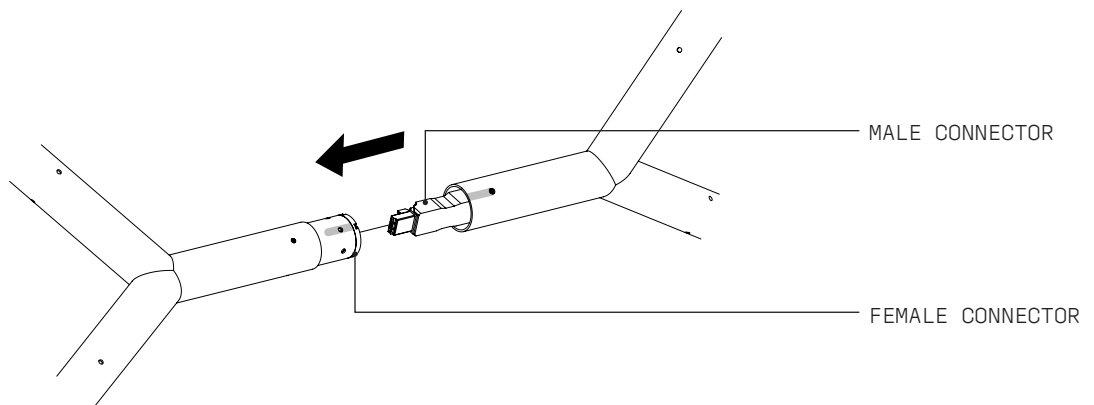
TECHNICAL INFORMATION						
MODEL	FIXTURE WATTAGE (W)	FIXTURE VOLTAGE (V AC)	LAMP TYPE	LAMP QTY	FIXTURE WEIGHT (KG)	EARTH IN CANOPY
PHAS.5.H	20-23	110/240V	E27 LAMP / G9 LED	5	7	YES
PHAS.7.H	28-32	110/240V	E27 LAMP / G9 LED	7	9	YES
PHAS.9.H	36-41	110/240V	E27 LAMP / G9 LED	9	11	YES
PHAS.11.H	44-50	110/240V	E27 LAMP / G9 LED	11	13	YES
PHAS.5.V	20-23	110/240V	E27 LAMP / G9 LED	5	7	YES
PHAS.7.V	28-32	110/240V	E27 LAMP / G9 LED	7	9	YES
PHAS.9.V	36-41	110/240V	E27 LAMP / G9 LED	9	11	YES
PHAS.11.V	44-50	110/240V	E27 LAMP / G9 LED	11	13	YES

- 1 — Wearing gloves, unpack the 110-240V AC POWER CABLE. Next, unpack the CEILING CANOPY (illustrations may differ to supplied canopy).
Do not unwrap the PENDANT, in order to prevent any damage that may occur during installation.

- 2 — If your PENDANT has been shipped in two halves, follow this step. If this is not the case, skip to Step. 3 on the following page.

Plug MALE CONNECTOR into FEMALE CONNECTOR as shown below.

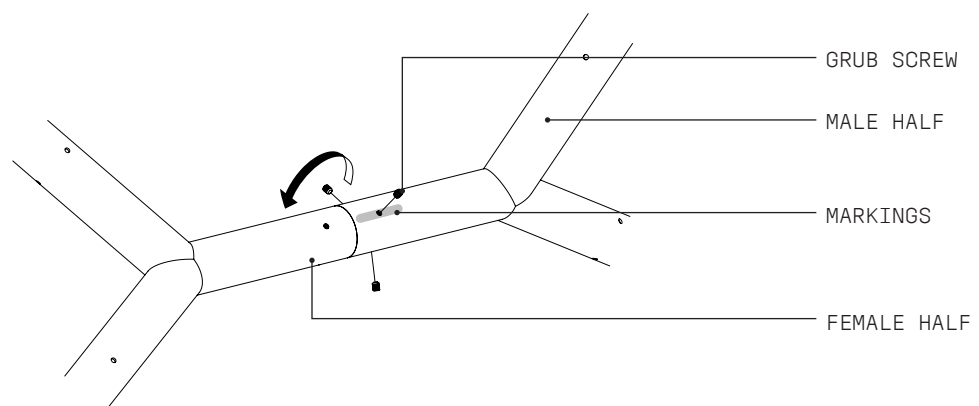
Note the two MARKINGS for hole alignment in the next step.



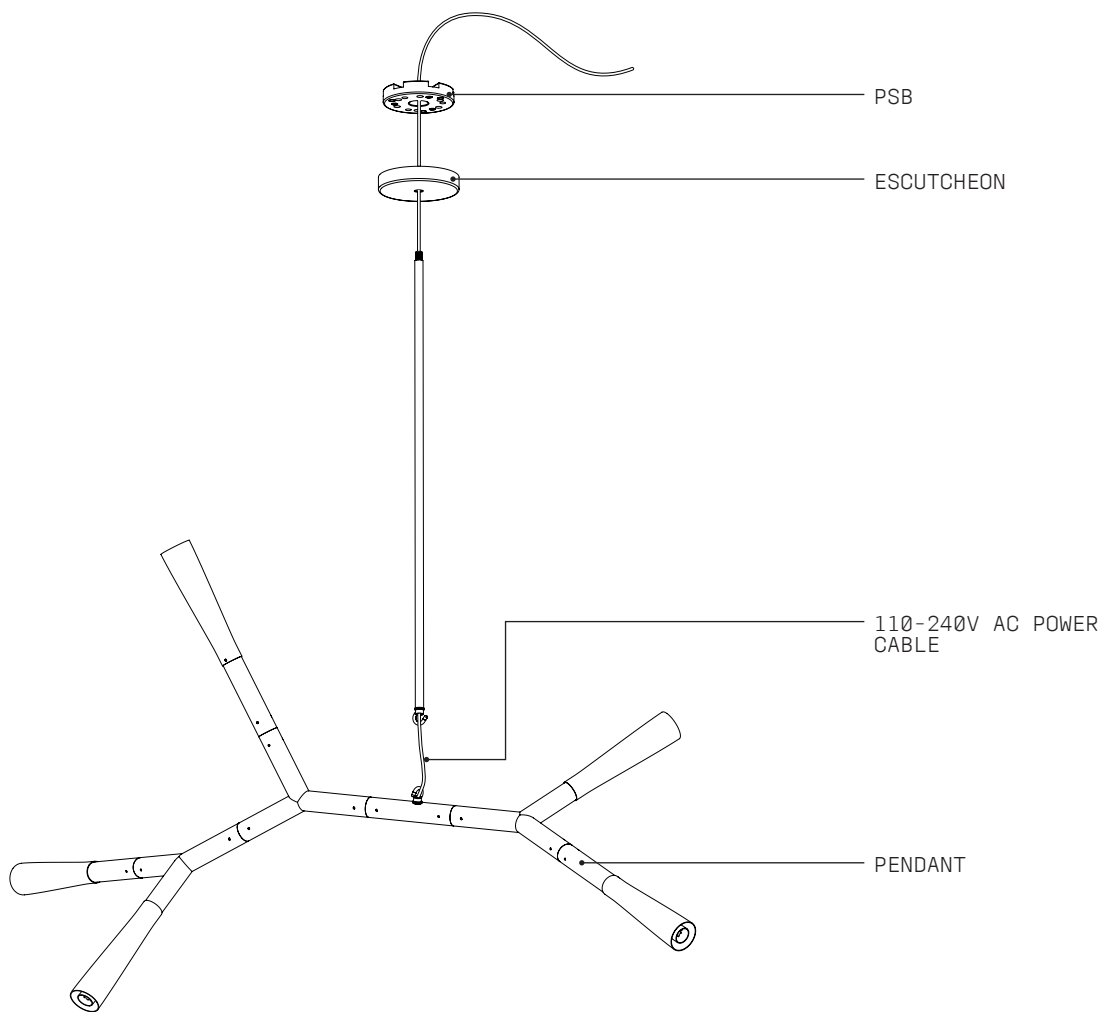
Align MARKINGS on pendant. Note that the MALE HALF is marked internally.

Remove the 3 GRUB SCREWS shown below.

Slide MALE HALF over FEMALE HALF, and fix together using same GRUB SCREWS.



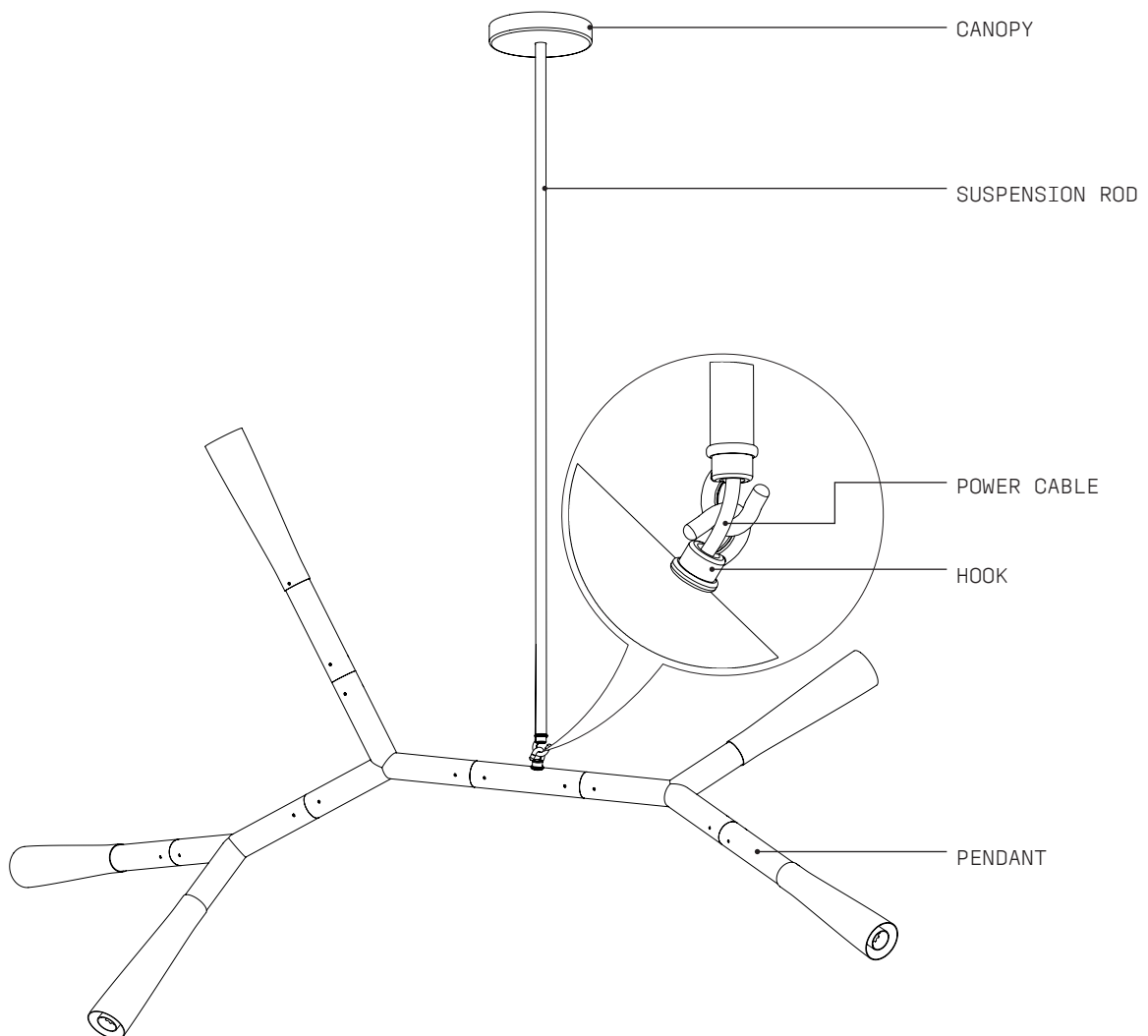
- 3 — Ensure PENDANT is the right way up as per diagram.
Feed the 110/240V POWER CABLE through the SUSPENSION ROD then insert the SUSPENSION ROD through the central hole of the ESCUTCHEON and PSB, as per CANOPY INSTALLATION GUIDE.



- 4 — Prepare either the 120-240V AC Power for connection to the Pendant.
Refer to supplied WIRING DIAGRAM →



- 5 — Refer to the CANOPY INSTALLATION GUIDE to correctly install all canopy components.
Attach PENDANT to SUSPENSION ROD via HOOKS, as shown below. Ensure not to pinch or damage POWER CABLE during this process.



6 Install lamping based on supplied components, as shown below;

FIG.1 - Insert G9 into lampholder, thread FROSTED TEST TUBE over G9 assembly.

FIG.2 - Thread BANANA LAMP into E27 Lampholder.

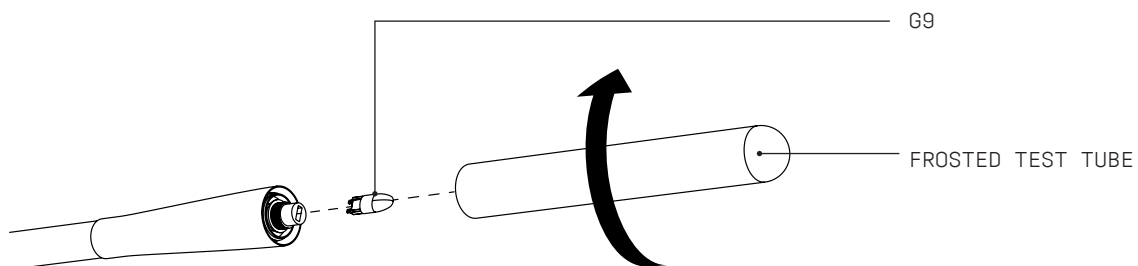


FIG. 1

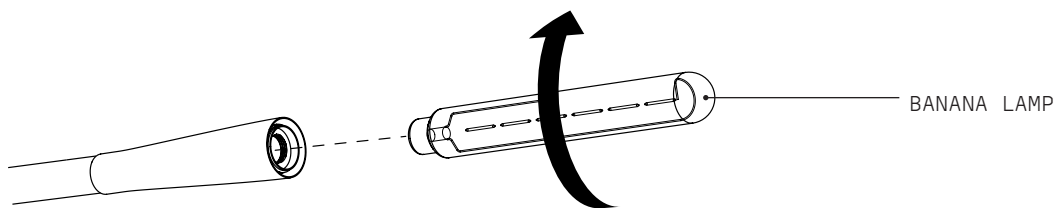
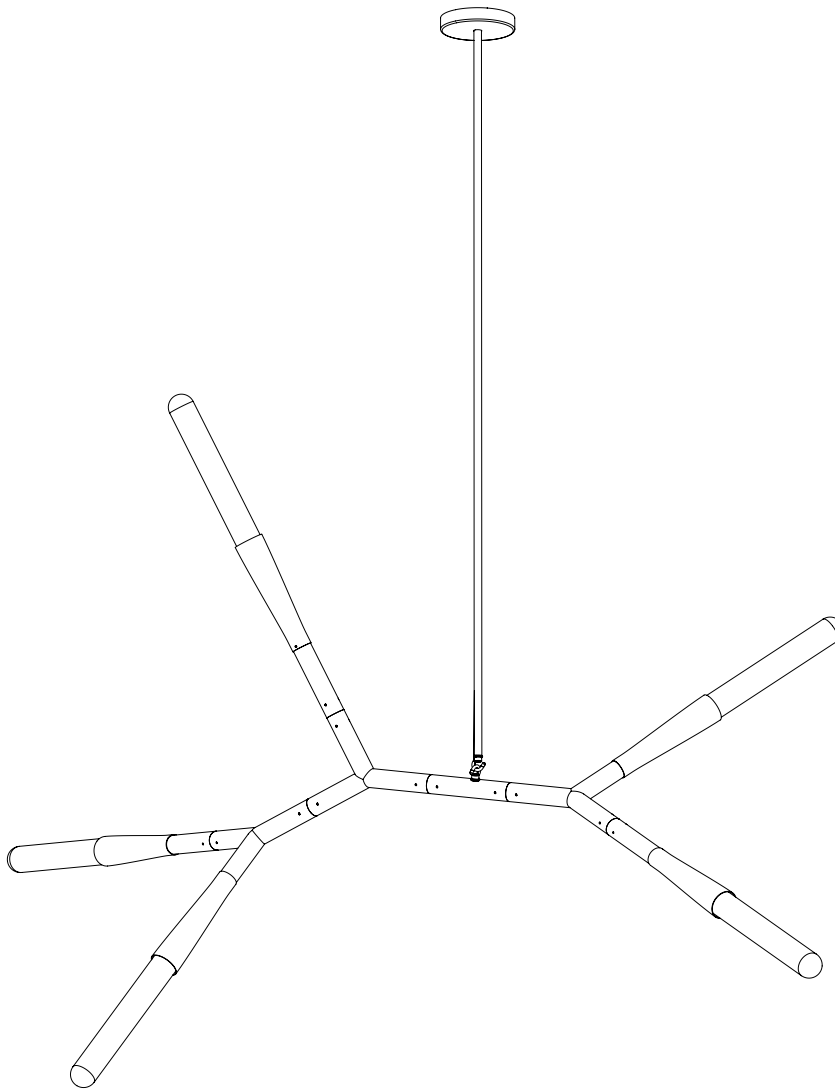


FIG. 2

- 7 — Conduct a final visual assessment of the fixture to ensure all parts have been properly fitted and secured. Once satisfied that everything is in working order, remove all remaining protective material which will now complete the installation process.



FINISH

The PHASMIDA PENDANT is for indoor use only and operable to a maximum ambient temperature of 60° celsius. The lamping of this luminaire, is a non-user replaceable source and must only be replaced by CHRISTOPHER BOOTS, an appointed agent and/or qualified professional of CHRISTOPHER BOOTS. Should your pendant require relamping, please contact CHRISTOPHER BOOTS by sending an email to sales@christopherboots.com to make the necessary arrangements.



THE LIGHT SOURCE CONTAINED IN THIS LUMINAIRE SHALL ONLY BE REPLACED BY THE MANUFACTURER OR THEIR REPRESENTATIVE AGENT OR A SIMILAR QUALIFIED PERSON

CARE INSTRUCTIONS:

PHASMIDA PENDANT is a solid fixture that will require very little maintenance over the years, however changes in appearance of hand applied finishes or unlacquered finishes will vary as these (finishes) are designed to age in appearance. If your PHASMIDA PENDANT is treated with care, it will shine brightly for many years to come. We recommend some general tips to help keep it shining its brightest:

- Remove dust by simply running an electrostatic duster or dry cloth every few weeks over all exposed surfaces.
- Under no circumstances should the fixture be cleaned with any type of liquids/detergents or solvents.
- If more than dusting is required, please contact us at:
sales@christopherboots.com
- We recommend the use of micro fibre cloths.

WARRANTY

1. CHRISTOPHER BOOTS offers a 36 month / 3 year warranty from date of receipt of balance payment on all light fittings supplied (not installation) against mechanical defects.
2. CHRISTOPHER BOOTS will repair or replace defective components or product within this warranty period.
3. Warranty for componentry includes:
4. LED lamps and strips: 3 years / 36 months after receipt.
5. LED POWER SUPPLYs 60w: 3 years / 36 months after receipt.
6. LED POWER SUPPLYs 100w + 150w: 5 years / 60 months after receipt.
7. If unsure, please contact sales@christopherboots.com

Christopher Boots will not be held responsible for the following:

1. Damage caused by improper cleaning solutions or methods.
2. Damage caused by improper installation or assembly by customer or customer's agent.
3. Damage caused by improper use of LED:
4. Damage caused by exposure to weather or improper environment – client to check IP rating prior to purchase.
5. Changes in appearance of hand applied finishes or unlacquered finishes.
*Please note that these finishes are designed to age in appearance.
6. Any costs of installation, removal, or re-installation.
7. Restoration, repair work & any parts purchased separately from supplied light fixtures.
8. Damage caused during shipping – all items are packed specifically for global transport.

DAMAGES

1. Damages must be documented and reported within 7 business days of receipt.
2. Photo evidence will be required upon reporting of damage claim.
3. CHRISTOPHER BOOTS is not responsible for repair or replacement of damages reported after this time.
4. If damage has occurred in shipping – all packaging must be retained by receiver. Failure to do so may invalidate any claim.

RETURNS

1. Because of the hand-made nature of our product, we are not able to offer returns.
2. Warranty claims, however will require client to cover shipping enroute back for repair

A. DEFINITIONS

In this warranty Australian Consumer Law means the Australian consumer law set out in Schedule 2 to the Competition and Consumer Act 2010.

Goods means the product or equipment that was purchased in Australia and listed in the Applicable Product Ranges below.

Manufacturer, We or Us means:
CHRISTOPHER BOOTS Pty Ltd
ABN 20 161 794 574

Supplier means the authorized distributor or the licensed electrical contractor that sold you the Goods.

You means you, the original end-user purchaser of the Goods.

B. WARRANTY PERIOD AND DETAILS

The products detailed above are covered by a warranty against manufacturing faults and defects, provided that:

The product is properly installed, and installation is consistent with the manufacturer's instructions, and is installed by suitably trained and qualified installer. The product is not subjected to any unauthorised modifications.

The product is only used for the purpose of decorative illumination, in line with its designated purpose.

The product use is in normal conditions.

Any faults or defects attributable to the misuse, abuse, accident or non-observance of the manufacturer's instructions on the part of the user are specifically excluded.

C. EXTENT OF THE WARRANTY

GOODS that prove defective within the Warranty Period by reason or improper workmanship or faulty material, we may, at our own discretion, either repair or replace the GOODS without charge.

This warranty does not cover any cost related to removal, shipping to or from the return point, or reinstallation of the replace or repair item.

Any parts of the GOODS replaced during repairs or any product replaced remain the property of CHRISTOPHER BOOTS Pty Ltd.

In the event of the GOODS being replaced during the WARRANTY PERIOD, the warranty on the replacement GOODS will expire on the same date as the WARRANTY PERIOD of the original GOODS they are replacing.

D. APPLICABLE DATE/COMMENCEMENT OF WARRANTY

This warranty commences from the date of purchase from the point of purchase from CHRISTOPHER BOOTS Pty Ltd. The details of the point of purchase, as well as all contact information for warranty claims and queries, are detailed below;

CHRISTOPHER BOOTS Pty Ltd.
369 Gore St. Fitzroy, Vic. Australia 3065
Ph: +61 3 9417 6501
Email: sales@christopherboots.com

E. CLAIM PROCESS

The customer claim process is as follows; The customer can make a claim, or enquire about the claim process, by contacting the company as detailed above.

The customer must provide a proof of purchase from the SUPPLIER.

Before returning any goods for a warranty claim, the customer must obtain authorization and a Goods Return Authorisation (GRA) notice. The customer, at their own expense, then forwards the goods, clearly marked with the GRA notice and with provision for return freight, to CHRISTOPHER BOOTS Pty Ltd (see above).

Upon receipt of the goods, CHRISTOPHER BOOTS Pty Ltd will review the claim, and proof of purchase.

If accepted as a valid warranty claim within the terms as described in this document, CHRISTOPHER BOOTS Pty Ltd will either make suitable repairs or provide an equivalent replacement product.

If the claim is rejected, the customer will be provided with a full explanation, and if requested, the goods will be returned.

IMPORTANT:

Our goods come with guarantees that cannot be excluded under the Australian Consumer Law. You are entitled to a replacement or refund for a major failure and for compensation for any other reasonably foreseeable loss or damage. You are also entitled to have the goods repaired or replaced if the goods fail to be of acceptable quality and the failure does not amount to a major failure.