

# skram



## wishbone credenza

W50 / W51



The wishbone credenza is offered in 2 standard models and a variety of veneer and metal finishes. Standard configuration is with 6 drawers (3 per tier). Hardwood veneer longwoods are hand book-matched. Construction is mitered, 'waterfall' edges and mortise-and-tenon joinery. All edges and corners are reinforced with solid timber for added durability. Drawers are solid maple with cork-lined bottoms riding on soft-closing concealed runners and opening via recessed, integral pulls. Optionally, lower drawers may be outfitted with file bars. Custom sizes, configurations, and materials are available. Residential or contract use.

# skram

---

**W50**    width 60 / 152cm    depth 18 / 46cm    height 30 / 76cm


---

**W51**    width 78 / 198cm    depth 18 / 46cm    height 36 / 91cm


---

## Veneer


---




WA-N: White  
Ash, Natural



RWO-N: Rift  
White Oak,  
Natural



F-WAL: Walnut,  
Figured




WA-E: White  
Ash, Ebonized



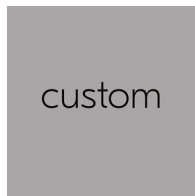
WA-G: White  
Ash, Grey



WA-WW: White  
Ash,  
Whitewashed



SR: Santos  
Rosewood, Oiled  
and Waxed



custom

Custom