


skram



wishbone drawer desk-small

W25



The W25 wishbone drawer desk is available in a variety of veneer and metal finishes. Hardwood veneer longwoods are hand book-matched. Construction is mitered with 'waterfall' edges and mortise-and-tenon joinery. All edges and corners are reinforced with solid timber for added durability. A single full-width drawer is solid maple with a cork-lined bottom rides on soft-closing concealed runners and opens via low-profile tab pulls (matched to metal finish). The W25 desk drawer offers internal partitioning with integrated machined cork cubbies and pencil trays. Integrated connectivity and wire management options are available for this product. Custom sizes, configurations, and materials are available. Residential or contract use.

skram

W25 width 48 / 122cm depth 21 / 53cm height 29.5 / 75cm leg cl. 24.63 / 63cm

Veneer



WA-N: White
Ash, Natural



RWO-N: Rift
White Oak,
Natural



F-WAL: Walnut,
Figured




WA-E: White
Ash, Ebonized



WA-G: White
Ash, Grey



WA-WW: White
Ash,
Whitewashed



SR: Santos
Rosewood, Oiled
and Waxed



custom

Custom

Metal

skram

Metal

Natural



SS4: Brushed
Stainless Steel



GML: Gunmetal



DRB: Dark
Rubbed Bronze



NRB: Natural
Rubbed Bronze

Matte Opaques



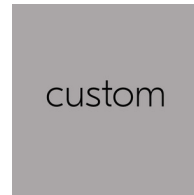
MOB: Matte
Opaque Black



MOC: Matte
Opaque
Charcoal



MOW: Matte
Opaque White



custom