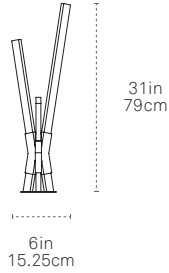


# LITTLE BANG (TABLE LAMP)

LBL

## FRONT

□ Bulb Profile  
0.81in x 1.3 in  
2.1cm x 3.3cm



## DESIGN

© 2012

## MATERIALS

LED, Sustainably Sourced or  
Reclaimed Wood, Steel

## FEATURES

Fully Dimmable  
Soft-touch 4-stage dimmer switch  
Bulb direction reversible

## CERTIFICATIONS



## ORIGIN OF MANUFACTURE

New York City, USA

## LIGHT SPECIFICATION

Standard Brightness LEDs :  
266 Lumens / 94 CRI (3000K) /  
9W Power draw

## FIXTURE WEIGHT

7 lbs / 3.1 kg

## SHIPPING DIMENSIONS

Ships flat-packed in a  
corrugated cardboard box.  
40in x 7in x 7in  
102 cm x 18 cm x 18 cm  
7.5 lbs / 3.4 kg

## SPECIFY PRODUCT OPTIONS:

### MODEL

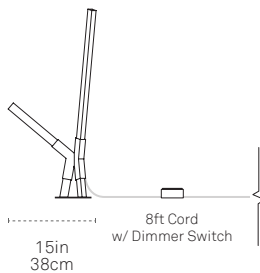
LBL

### WOOD

### METAL

### COLOR TEMP

## SIDE



### WOOD

Maple  
American Walnut  
Ebony Oak  
Heart Pine (Reclaimed)\*  
Water Tower Redwood (Reclaimed)\*

MA  
WA  
EO  
HP  
WT

### COLOR TEMP

2400K  
2700K  
3000K (Standard)  
4000K

2400  
2700  
3000  
4000

Custom options available upon approval.  
\* Our reclaimed woods exhibit variations in  
tone and grain.

### METAL

#### POWDER COAT FINISH

White  
Slate Grey  
Matte Black

WH  
SG  
MB

#### PREMIUM FINISH

Blackened  
Brushed Nickel  
Polished Nickel  
Brushed Brass  
Polished Brass

BL  
BN  
PN  
BB  
PB

Custom finishes available upon approval.

# CLEANING INSTRUCTIONS

All of our wood and metal products should be dusted by hand with a dry Swiffer pad (or equivalent) on a regular schedule to maintain surface integrity. **It is imperative that none of our products come into contact with bleach, vinegar, lemon juice or any household product which may contain these or other solvents.**

If any part of one of our fixtures becomes soiled with dried residue or grime, wipe the affected area with a soft cloth dampened very lightly with warm water and immediately wipe dry with another soft cloth. If this does not complete the task, wipe with a cloth soaked in diluted mild liquid dish soap and again immediately dry.

Fingerprints on our Nickel-plated, Brass-plated, and Blackened metal hardware can be removed with a clean, dry, soft cloth. We recommend an ultra-fine, textureless microfiber cleaning cloth (as one uses to clean glass). Stubborn stains **on Nickel only** may be removed with a light application of Windex.

All of our Brass hardware is treated with a protective coating to prevent tarnish. It should need no more than a wipe with a clean, dry, soft cloth to remove fingerprints and dust.

Brushed metal surfaces should be buffed in the direction of the grain.

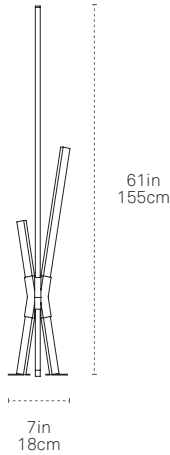
For scratches in wood we highly recommend Claphams beeswax, which is non-toxic and can be applied by hand. Rub a small amount into the scratch area and buff with a dry cloth.

# MIDDLE BANG (FLOOR/TABLE LAMP)

**MBL**

## FRONT

□ Bulb Profile  
0.81 in x 1.3 in  
2.1cm x 3.3cm



## DESIGN

© 2012

## MATERIALS

LED, Sustainably Sourced or  
Reclaimed Wood, Steel

## FEATURES

Fully Dimmable  
Soft-touch 4-stage dimmer switch  
Bulb direction reversible

## CERTIFICATIONS



## ORIGIN OF MANUFACTURE

New York City, USA

## LIGHT SPECIFICATION

Standard Brightness LEDs :  
638 Lumens / 94 CRI (3000K) /  
21W Power draw

## FIXTURE WEIGHT

12 lbs / 5.4 kg

## SHIPPING DIMENSIONS

Ships flat-packed in a  
corrugated cardboard box.  
62 in x 11 in x 7 in  
158 cm x 28 cm x 18 cm  
12.5 lbs / 5.7 kg

## SPECIFY PRODUCT OPTIONS:

### MODEL



### WOOD



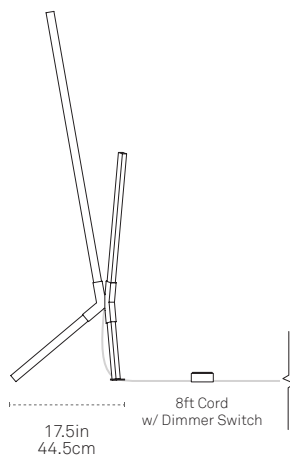
### METAL



### COLOR TEMP



## SIDE



### WOOD

- Maple  M  A
- American Walnut  W  A
- Ebonized Oak  E  O
- Heart Pine (Reclaimed)\*  H  P
- Water Tower Redwood (Reclaimed)\*  W  T

Custom options available upon approval.  
\* Our reclaimed woods exhibit variations in  
tone and grain.

### COLOR TEMP

- 2400K  2  4  0  0
- 2700K  2  7  0  0
- 3000K (Standard)  3  0  0  0
- 4000K  4  0  0  0

### METAL

#### POWDER COAT FINISH

- White  W  H
- Slate Grey  S  G
- Matte Black  M  B

#### PREMIUM FINISH

- Blackened  B  L
- Brushed Nickel  B  N
- Polished Nickel  P  N
- Brushed Brass  B  B
- Polished Brass  P  B

Custom finishes available upon approval.

# CLEANING INSTRUCTIONS

All of our wood and metal products should be dusted by hand with a dry Swiffer pad (or equivalent) on a regular schedule to maintain surface integrity. **It is imperative that none of our products come into contact with bleach, vinegar, lemon juice or any household product which may contain these or other solvents.**

If any part of one of our fixtures becomes soiled with dried residue or grime, wipe the affected area with a soft cloth dampened very lightly with warm water and immediately wipe dry with another soft cloth. If this does not complete the task, wipe with a cloth soaked in diluted mild liquid dish soap and again immediately dry.

Fingerprints on our Nickel-plated, Brass-plated, and Blackened metal hardware can be removed with a clean, dry, soft cloth. We recommend an ultra-fine, textureless microfiber cleaning cloth (as one uses to clean glass). Stubborn stains **on Nickel only** may be removed with a light application of Windex.

All of our Brass hardware is treated with a protective coating to prevent tarnish. It should need no more than a wipe with a clean, dry, soft cloth to remove fingerprints and dust.

Brushed metal surfaces should be buffed in the direction of the grain.

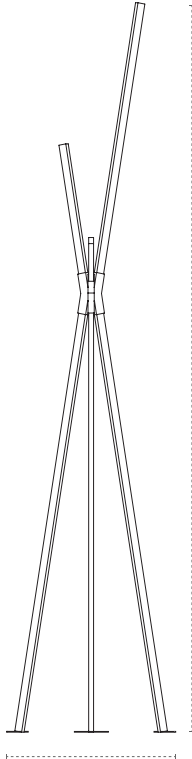
For scratches in wood we highly recommend Claphams beeswax, which is non-toxic and can be applied by hand. Rub a small amount into the scratch area and buff with a dry cloth.

# BIG BANG (FLOOR LAMP)

**BBL**

## FRONT

□ Bulb Profile  
0.81 in x 1.3 in  
2.1 cm x 3.3 cm



108in  
274.5cm

21.5in  
54.6cm

## DESIGN

© 2012

## MATERIALS

LED, Sustainably Sourced or  
Reclaimed Wood, Steel

## FEATURES

Fully Dimmable  
Soft-touch 4-stage dimmer switch  
Bulb direction reversible

## CERTIFICATIONS



## ORIGIN OF MANUFACTURE

New York City, USA

## LIGHT SPECIFICATION

Standard Brightness LEDs :  
1,470 Lumens / 94 CRI (3000K) /  
47W Power draw

## FIXTURE WEIGHT

15 lbs / 6.8 kg

## SHIPPING DIMENSIONS

Ships flat-packed in a  
corrugated cardboard box.  
62 in x 7 in x 11 in  
158 cm x 18 cm x 28 cm  
15.5 lbs / 7kg

## SPECIFY PRODUCT OPTIONS:

### MODEL

**BBL**

### WOOD

### METAL

### COLOR TEMP

### WOOD

Maple   **MA**  
American Walnut   **WA**  
Ebonized Oak   **EO**  
Heart Pine (Reclaimed)\*   **HP**  
Water Tower Redwood (Reclaimed)\*   **WT**

Custom options available upon approval.  
\* Our reclaimed woods exhibit variations in  
tone and grain.

### COLOR TEMP

2400K     **2400**  
2700K     **2700**  
3000K (Standard)     **3000**  
4000K     **4000**

### METAL

#### POWDER COAT FINISH

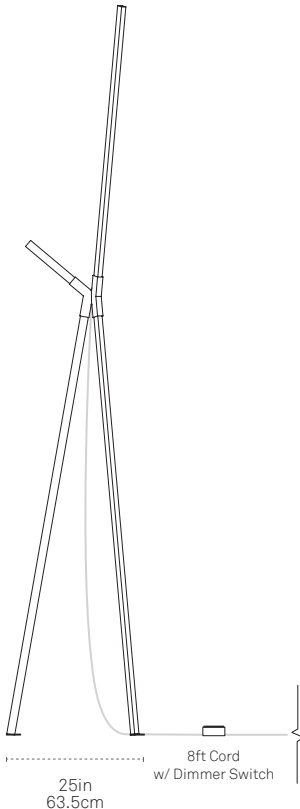
White   **WH**  
Slate Grey   **SG**  
Matte Black   **MB**

#### PREMIUM FINISH

Blackened   **BL**  
Brushed Nickel   **BN**  
Polished Nickel   **PN**  
Brushed Brass   **BB**  
Polished Brass   **PB**

Custom finishes available upon approval.

## SIDE



25in  
63.5cm

8ft Cord  
w/ Dimmer Switch

# CLEANING INSTRUCTIONS

All of our wood and metal products should be dusted by hand with a dry Swiffer pad (or equivalent) on a regular schedule to maintain surface integrity. **It is imperative that none of our products come into contact with bleach, vinegar, lemon juice or any household product which may contain these or other solvents.**

If any part of one of our fixtures becomes soiled with dried residue or grime, wipe the affected area with a soft cloth dampened very lightly with warm water and immediately wipe dry with another soft cloth. If this does not complete the task, wipe with a cloth soaked in diluted mild liquid dish soap and again immediately dry.

Fingerprints on our Nickel-plated, Brass-plated, and Blackened metal hardware can be removed with a clean, dry, soft cloth. We recommend an ultra-fine, textureless microfiber cleaning cloth (as one uses to clean glass). Stubborn stains **on Nickel only** may be removed with a light application of Windex.

All of our Brass hardware is treated with a protective coating to prevent tarnish. It should need no more than a wipe with a clean, dry, soft cloth to remove fingerprints and dust.

Brushed metal surfaces should be buffed in the direction of the grain.

For scratches in wood we highly recommend Claphams beeswax, which is non-toxic and can be applied by hand. Rub a small amount into the scratch area and buff with a dry cloth.